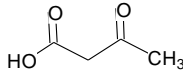
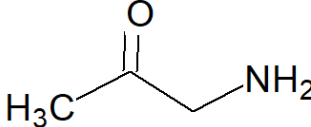
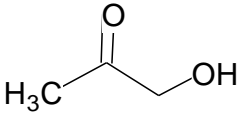
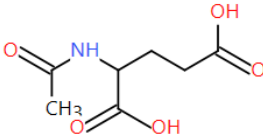
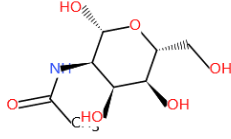
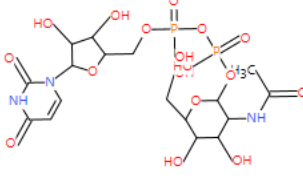
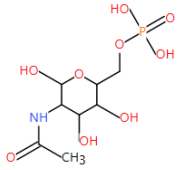
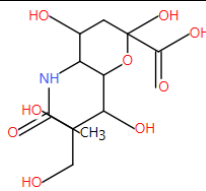


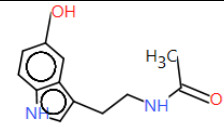
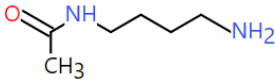
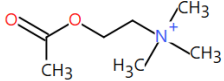
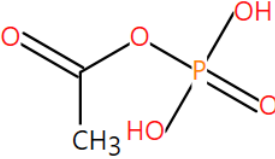
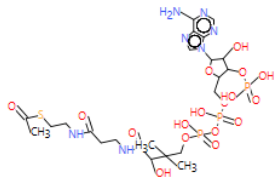
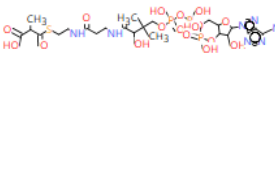
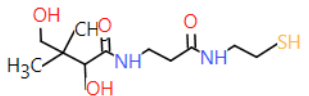
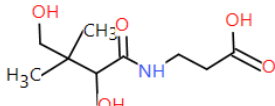
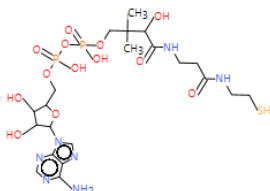
## Appendix I. R1 Inventory

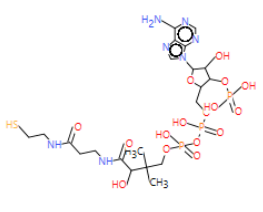
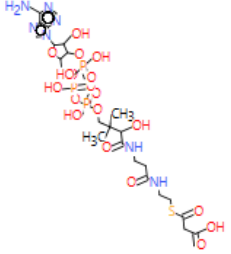
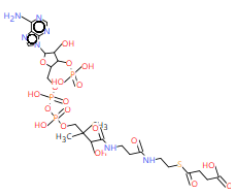
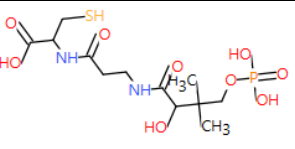
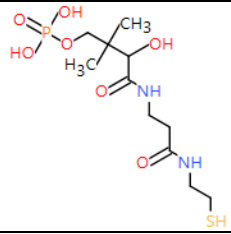
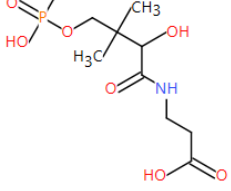
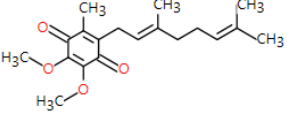
List with 427 predefined chemicals included in the definition of R1:

*“Is the substance a normal constituent of the body (F) or an optical isomer of such?”*

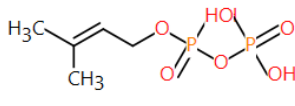
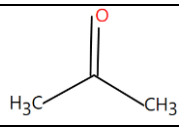
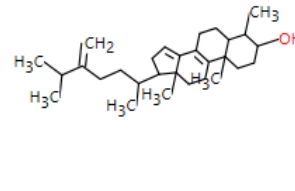
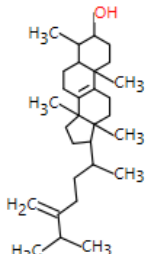
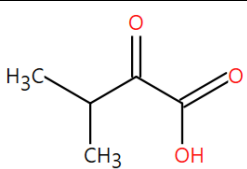
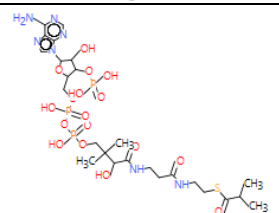
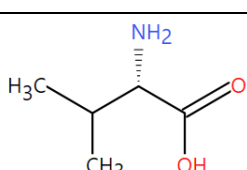
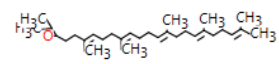
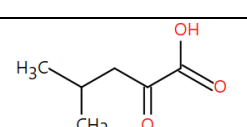
#	CAS #	EC #	Chemical name	SMILES	Structure	Reference source
1	7783-07-5	231-978-9	Hydrogen selenide	[SeH2]	$\text{H}_2\text{Se}$	<a href="https://biocyc.org/compound?orgid=HUMAN&amp;id=CPD-678">https://biocyc.org/compound?orgid=HUMAN&amp;id=CPD-678</a>
2	630-08-0	211-128-3	Carbon monoxide	[C-]#[O+]	$\text{C}\equiv\text{O}^+$	<a href="http://biocyc.org/HUMAN/NEW-IMAGE?object=CARBON-MONOXIDE">http://biocyc.org/HUMAN/NEW-IMAGE?object=CARBON-MONOXIDE</a>
3	73-89-2		Phosphoenolpyruvate	OC(=O)C(=C)OP(O)([O-])=O		
4	50-00-0	2000018	Formaldehyde	C=O		<a href="http://biocyc.org/HUMAN/NEW-IMAGE?object=FORMALDEHYDE">http://biocyc.org/HUMAN/NEW-IMAGE?object=FORMALDEHYDE</a>
5			DELTA3-ISOPENTENYL-PP	CC(=C)CCOP(=O)(O)OP(=O)(O)O		<a href="http://biocyc.org/HUMAN/NEW-IMAGE?object=DELTA3-ISOPENTENYL-PP">http://biocyc.org/HUMAN/NEW-IMAGE?object=DELTA3-ISOPENTENYL-PP</a>
6			AMINO-OXOBUT	CC(=O)C(N)C(O)=O		<a href="http://biocyc.org/HUMAN/NEW-IMAGE?object=AMINO-OXOBUT">http://biocyc.org/HUMAN/NEW-IMAGE?object=AMINO-OXOBUT</a>
7	127-17-3	2048243	Pyruvate	CC(O)C(O)=O		<a href="http://biocyc.org/HUMAN/NEW-IMAGE?object=PYRUVATE">http://biocyc.org/HUMAN/NEW-IMAGE?object=PYRUVATE</a>
8	78-98-8	2011648	METHYL-GLYOXAL	CC(=O)C=O		<a href="http://biocyc.org/HUMAN/NEW-IMAGE?object=METHYL-GLYOXAL">http://biocyc.org/HUMAN/NEW-IMAGE?object=METHYL-GLYOXAL</a>
9	1420-36-6	2158159	Acetoacetyl-CoA	[H]C3(COP(=O)(O)OP(=O)(O)OCC(C)(C)C(O)C(=O)NC)CC(=O)NCCS		<a href="http://biocyc.org/HUMAN/NEW-IMAGE?object=ACETOACETYL-COA">http://biocyc.org/HUMAN/NEW-IMAGE?object=ACETOACETYL-COA</a>

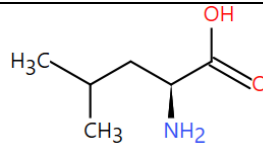
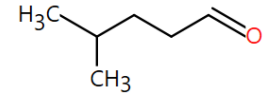
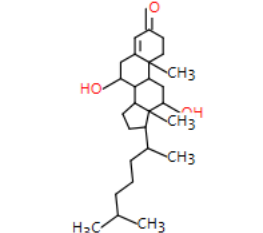
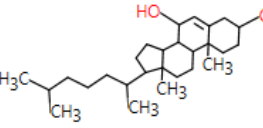
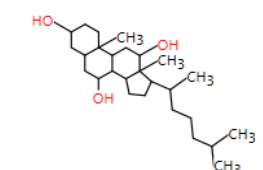
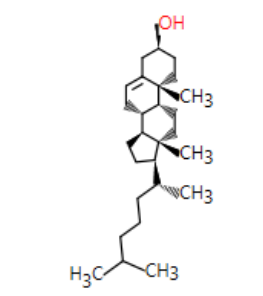
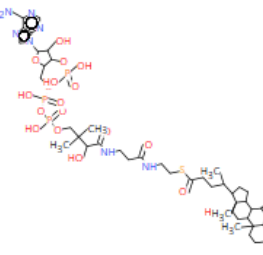
				<chem>C(=O)CC(C)=O)(OC([H])(N2C=NC=1C(N)=NC=NC=12)C([H])(O)C3([H])(OP(=O)(O)O))</chem>		
10	541-50-4		3-Ketobutyrate	<chem>CC(=O)CC(=O)O</chem>		<a href="http://biocyc.org/HUMAN/NEW-IMAGE?object=3-KETOBUTYRATE">http://biocyc.org/HUMAN/NEW-IMAGE?object=3-KETOBUTYRATE</a>
11	298-08-8		Amino-acetone	<chem>CC(=O)CN</chem>		<a href="http://biocyc.org/HUMAN/NEW-IMAGE?object=AMINO-ACETONE">http://biocyc.org/HUMAN/NEW-IMAGE?object=AMINO-ACETONE</a>
12	116-09-6	204-124-8	Acetol	<chem>CC(=O)CO</chem>		<a href="http://biocyc.org/HUMAN/NEW-IMAGE?object=ACETOL">http://biocyc.org/HUMAN/NEW-IMAGE?object=ACETOL</a>
13	1188-37-0		ACETYL-GLU	<chem>CC(=O)NC(CCC(=O)O)C(=O)O</chem>		<a href="http://biocyc.org/HUMAN/NEW-IMAGE?object=ACETYL-GLU">http://biocyc.org/HUMAN/NEW-IMAGE?object=ACETYL-GLU</a>
14	31022-50-1		Acetylgalactosamine	<chem>CC(=O)N[C@@H]1C(O)O[C@@H](CO)[C@@H](O)[C@@H]1O</chem>		<a href="http://biocyc.org/HUMAN/NEW-IMAGE?object=ACPD-3604">http://biocyc.org/HUMAN/NEW-IMAGE?object=ACPD-3604</a>
15	528-04-1		UDP-N-Acetyl-D-Glucosamine	<chem>CC(=O)NC1C(O)C(O)C(CO)OC1OP(=O)(=O)OP(=O)(=O)OCC1OC(C(O)C1O)N1C=CC(=O)N1=O</chem>		<a href="http://biocyc.org/HUMAN/NEW-IMAGE?object=UDP-N-ACETYL-D-GLUCOSAMINE">http://biocyc.org/HUMAN/NEW-IMAGE?object=UDP-N-ACETYL-D-GLUCOSAMINE</a>
16	102029-88-9		N-ACETYL-D-GLUCOSAMINE-6-P	<chem>CC(=O)NC1C(O)OC(COP(=O)(O)=O)C(O)C1O</chem>		<a href="http://biocyc.org/HUMAN/NEW-IMAGE?object=N-ACETYL-D-GLUCOSAMINE-6-P">http://biocyc.org/HUMAN/NEW-IMAGE?object=N-ACETYL-D-GLUCOSAMINE-6-P</a>
17	131-48-6		N-ACETYLNEURAMINATE	<chem>CC(=O)NC1C(O)CC(O)(OC1C(O)C(O)CO)C(O)=O</chem>		<a href="http://biocyc.org/HUMAN/NEW-IMAGE?object=N-ACETYLNEURAMINATE">http://biocyc.org/HUMAN/NEW-IMAGE?object=N-ACETYLNEURAMINATE</a>

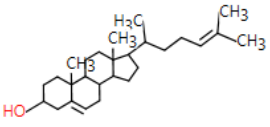
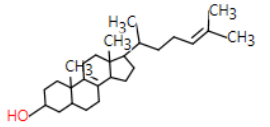
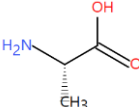
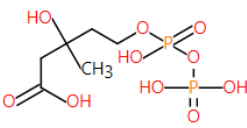
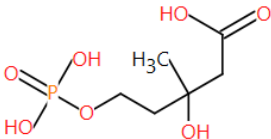
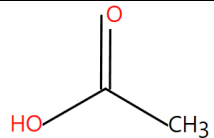
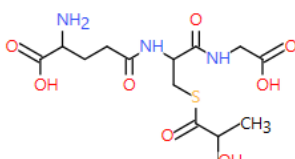
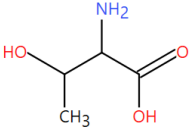
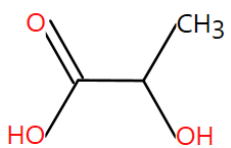
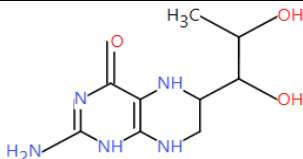
18	1210-83-9		N-Acetylserotonin	<chem>CC(=O)NCCc1c[nH]c2ccc(O)cc12</chem>		
19	18233-70-0		CPD-569	<chem>CC(=O)NCCC CN</chem>		
20	51-84-3		Acetylcholine	<chem>CC(=O)OCC[N+](C)(C)C</chem>		<a href="http://biocyc.org/HUMAN/NEW-IMAGE?object=ACETYLCHOLINE">http://biocyc.org/HUMAN/NEW-IMAGE?object=ACETYLCHOLINE</a>
21			L-Glutamate-5-P	<chem>CC(=O)OP(O)(O)=O</chem>		
22	72-89-9		Acetyl-CoA	<chem>CC(=O)SCCN C(=O)CCNC(=O)C(O)C(C)(C)COP(O)(=O)OP(O)(=O)OCC1OC(C(O)C1OP(O)(O)=O)n1cnc2c(N)nenc12</chem>		
23	104809-02-1		D-Methylmalonyl-CoA	<chem>CC(C(O)=O)C(=O)SCCN C(=O)CCNC(=O)C(O)C(C)(C)COP(O)(=O)OP(O)(=O)OCC1OC(C(O)C1OP(O)(O)=O)n1cnc2c(N)nenc12</chem>		
24	496-65-1		CPD-511	<chem>CC(C)(CO)C(O)C(=O)NCC C(=O)NCCS</chem>		
25	79-83-4		Pantothenate	<chem>CC(C)(CO)C(O)C(=O)NCC C(O)=O</chem>		
26	3633-59-8		DEPHOSPHO-CoA	<chem>CC(C)(COP(O)(=O)OP(O)(=O)OCC1OC(C(O)C1O)n1cnc2c(N)nenc12)C(O)C(=O)NCC C(=O)NCCS</chem>		

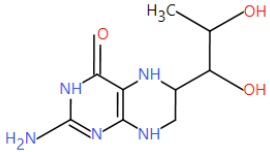
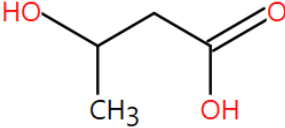
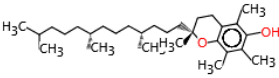

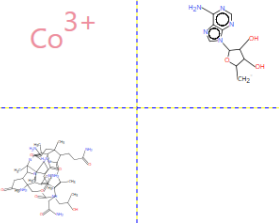
27	85-61-0		CO-A	<chem>CC(C)(COP(O)(=O)OP(O)(=O)OCC1OC(C(O)C1OP(O)(O)=O)n1cnc2c(N)ncnc21)C(O)C(=O)NCCC(=O)NCCS</chem>		
28			MALONYL-COA	<chem>CC(C)(COP(O)(=O)OP(O)(=O)OCC1OC(C(O)C1OP(O)(O)=O)n1cnc2c(N)ncnc12)C(O)C(=O)NCCC(=O)NCCSC(=O)CC(O)=O</chem>		
29	604-98-8		SUC-COA	<chem>CC(C)(COP(O)(=O)OP(O)(=O)OCC1OC(C(O)C1OP(O)(O)=O)n1cnc2c(N)ncnc12)C(O)C(=O)NCCC(=O)NCCSC(=O)CCC(O)=O</chem>		
30			R-4-PHOSPHOPANTOTHENYL-L-CYSTEINE	<chem>CC(C)(COP(O)(O)=O)C(O)C(=O)NCCC(=O)NC(CS)C(O)=O</chem>		
31			PANTOTHENINE-P	<chem>CC(C)(COP(O)(O)=O)C(O)C(=O)NCCC(=O)NCCS</chem>		
32			4-P-PANTOTHENATE	<chem>CC(C)(COP(O)(O)=O)C(O)C(=O)NCCC(O)=O</chem>		
33	1339-63-5		UBIQUINONE-8	<chem>COC1C(=O)C(C)=C(CC=C(C)CCC=C(C)C)C(=O)C=1OC</chem>		

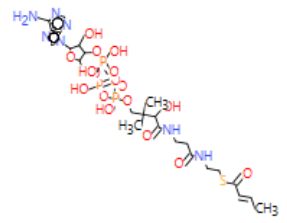
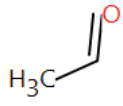
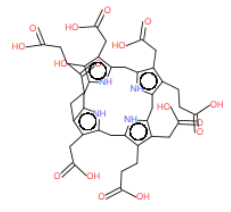
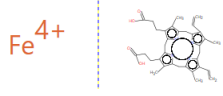
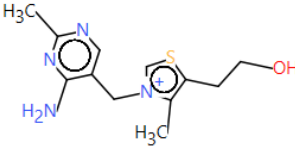
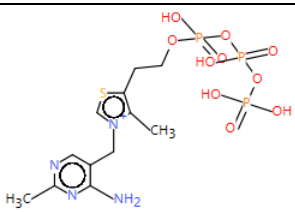
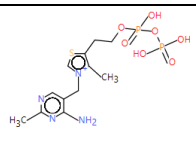
34			UBIQUINOL-8	<chem>COc1c(O)c(C)c(CC=C(C)CC=C(C)C)c(O)c1OC</chem>		
35			3-HEXAPRENYL-4,5-DIHYDROXYBENZOATE	<chem>COc1cc(cc(CC=C(C)CCC=C(C)CCC=C(C)CC=C(C)CCC=C(C)C)c1O)C(O)=O</chem>		
36			3-HEXAPRENYL-4-HYDROXY-5-METHOXYBENZOATE	<chem>COc1cc(cc(CC=C(C)CCC=C(C)CCC=C(C)CC=C(C)CCC=C(C)C)c1O)C(O)=O</chem>		
37			3-HEXAPRENYL-4-HYDROXYBENZOATE	<chem>CC(C)=CCCC(C)=CCCC(C)=CCCC(C)=CCC(C)=CCC(C)C=Cc1cc(ccc1O)C(O)=O</chem>		
38			2-HEXAPRENYL-6-METHOXYPHENOL	<chem>COc1cccc(CC=C(C)CCC=C(C)CCC=C(C)CC=C(C)CCC=C(C)C)c1O</chem>		
39			ALL-TRANS-HEXAPRENYLDIPHOSPHATE	<chem>CC(C)=CCCC(C)=CCCC(C)=CCCC(C)=CCC(C)=CCOP(O)(=O)OP(O)(=O)O</chem>		<a href="http://biocyc.org/HUMAN/NEW-IMAGE?object=ALL-TRANS-HEXAPRENYLDIPHOSPHATE">http://biocyc.org/HUMAN/NEW-IMAGE?object=ALL-TRANS-HEXAPRENYLDIPHOSPHATE</a>
40			GERANYLGERANYL-PP	<chem>CC(C)=CCCC(C)=CCCC(C)=CCCC(C)=CCOP(O)(=O)OP(O)(=O)O</chem>		
41	13058-04-3		FARNESYL-PP	<chem>CC(C)=CCCC(C)=CCCC(C)=CCOP(O)(=O)OP(O)(=O)O</chem>		
42			GERANYL-PP	<chem>CC(C)=CCCC(C)=CCOP(O)(=O)OP(O)(=O)O</chem>		

				=O		
43	358-71-4		CPD-4211	<chem>CC(C)=CCOP(O)(=O)OP(O)(O)=O</chem>		<a href="http://biocyc.org/HUMAN/NEW-IMAGE?object=CPD-4211">http://biocyc.org/HUMAN/NEW-IMAGE?object=CPD-4211</a>
44	67-64-1		ACETONE	<chem>CC(C)=O</chem>		
45			ALPHA-METHYL-5-ALPHA-ERGOSTA	<chem>CC(C)C(=C)C(C)C1CC=C2C3CCC4(C)C(O)CCC4(C)C=3CCC12C</chem>		
46			Obtusifoliol	<chem>CC(C)C(=C)C(C)C1CCC2(C)C3CCC4(C)C(O)CCC4(C)C=3CCC12C</chem>		<a href="http://biocyc.org/HUMAN/NEW-IMAGE?object=OBTUSIFOLIOL">http://biocyc.org/HUMAN/NEW-IMAGE?object=OBTUSIFOLIOL</a>
47	759-05-7		2-KETO-ISOVALERATE	<chem>CC(C)C(=O)C(O)=O</chem>		
48	15621-60-0		ISOBUTYRYL-COA	<chem>CC(C)C(=O)SCCNC(=O)CCNC(=O)C(O)C(C)COP(O)(=O)OP(O)(=O)OCC1OC(C(O)C1OP(O)(O)=O)n1cnc2c(N)nenc12</chem>		
49	72-18-4		VALINE	<chem>CC(C)[C@H](N)C(=O)O</chem>		
50	9029-62-3		EPOXYSQUALENE	<chem>CC(C)=CCCC(C)=CCCC(C)=CCCC=C(C)CCC=C(C)CC1OC1(C)C</chem>		
51	816-66-0		2K-4CH3-PENTANOATE	<chem>CC(C)CC(=O)C(O)=O</chem>		

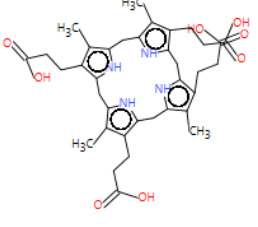
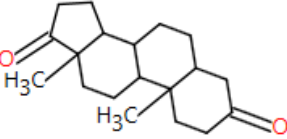
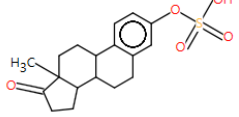
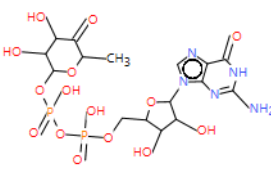
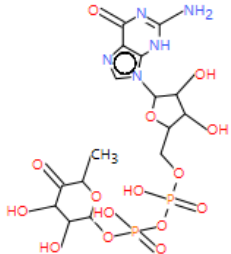
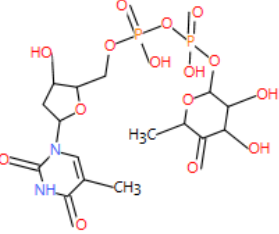
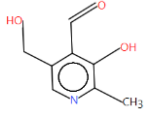
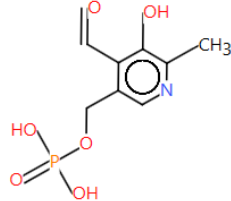
52	61-90-5		LEUCINE	<chem>CC(C)C[C@H](N)C(=O)O</chem>		
53	1119-16-0		4-METHYLPENTANAL	<chem>CC(C)CCCC=O</chem>		
54			CPD-1087	<chem>CC(C)CCCC(C)C1CCC2C3C(O)CC4=CC(=O)CCC4(C)C3CC(O)C12C</chem>		
55			CPD-266	<chem>CC(C)CCCC(C)C1CCC2C3C(O)C=C4CC(O)CCC4(C)C3CCC12C</chem>		
56			5-BETA-CHOLESTANE-3-ALPHA,7-ALPHA,12-ALP	<chem>CC(C)CCCC(C)C1CCC2C3C(O)CC4CC(O)CCC4(C)C3CC(O)C12C</chem>		
57		57-88-5	CHOLESTEROL	<chem>[H][C@@]1(CC[C@]2([H])[C@]1(C)CC[C@]3([H])[C@]4(C)CC[C@H](O)CC4=CC[C@@]23)[H])[C@H](C)CCCC(C)C</chem>		
58			CPD-202	<chem>CC(CCC(=O)S)CCNC(=O)CCNC(=O)C(O)C(C)(C)COP(O)(=O)OP(O)(=O)OCC1OC(C(O)C1OP(O)(O)=O)n1cnc2c(N)nenc21)C1CCC2C3C(O)CC4CC(O)CC4(C)C3CC(O)C12C</chem>		

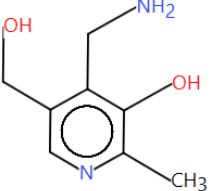
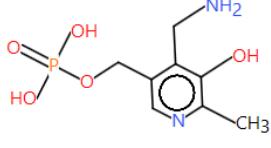
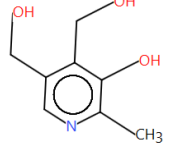
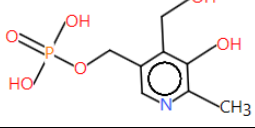
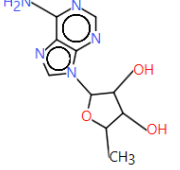
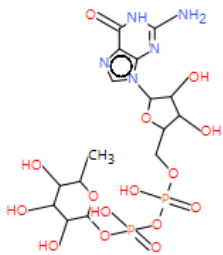
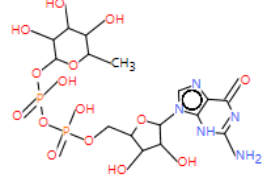
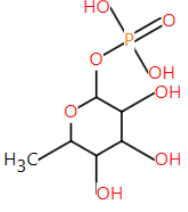
59	313-04-2		DESMOSTEROL-CPD	<chem>CC(CCC=C(C)C)C1CCC2C3CC=C4CC(O)CCC4(C)C3C</chem> <chem>CC12C</chem>		
60	128-33-6		ZYMOSTEROL	<chem>CC(CCC=C(C)C)C1CCC2C3CCC4CC(O)C</chem> <chem>CC4(C)C=3C</chem> <chem>CC12C</chem>		
61	56-41-7		ALANINE	<chem>C[C@H](N)C(O)=O</chem>		
62	4872-34-8		CPD-641	<chem>CC(O)(CCOP(O)(=O)OP(O)(O)=O)CC(O)=O</chem>		<a href="http://biocyc.org/HUMAN/NEW-IMAGE?object=CPD-641">http://biocyc.org/HUMAN/NEW-IMAGE?object=CPD-641</a>
63	73566-35-5		CPD-499	<chem>CC(O)(CCOP(O)(O)=O)CC(O)=O</chem>		
64	71-50-1		ACET	<chem>CC(=O)O</chem>		
65	25138-66-3		S-LACTOYL-GLUTATHIONE	<chem>CC(O)C(=O)S</chem> <chem>CC(NC(=O)C</chem> <chem>CC(N)C(O)=O</chem> <chem>)C(=O)NCC(O)=O</chem>		
66	72-19-5		THREONINE	<chem>CC(O)C(N)C(O)=O</chem>		
67	10326-41-7	2011962	D-LACTATE	<chem>CC(O)C(O)=O</chem>		<a href="http://biocyc.org/HUMAN/NEW-IMAGE?object=D-LACTATE">http://biocyc.org/HUMAN/NEW-IMAGE?object=D-LACTATE</a>
68	17528-72-2		5,6,7,8-Tetrahydrobiopterin;TETRAH-BIOPTERIN_2	<chem>CC(O)C(O)C1CNC2NC(N)=NC(=O)C=2N1</chem>		<a href="http://biocyc.org/HUMAN/NEW-IMAGE?object=TETRAH-BIOPTERIN">http://biocyc.org/HUMAN/NEW-IMAGE?object=TETRAH-BIOPTERIN</a>

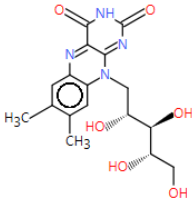
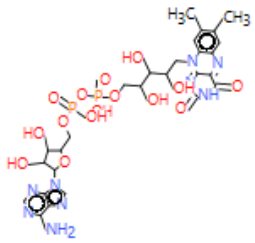
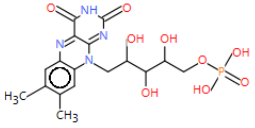
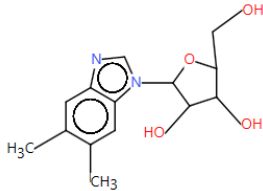
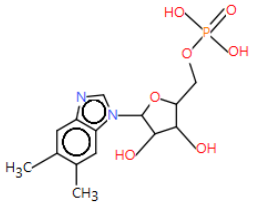
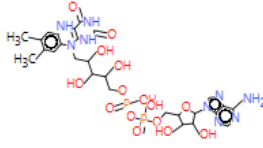
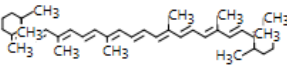
69	17528-72-2		TETRA-H-BIOPTERIN	<chem>CC(O)C(O)C1CNC2N=C(N)NC(=O)C=2N1</chem>		<a href="http://biocyc.org/HUMAN/NEW-IMAGE?object=TETRA-H-BIOPTERIN">http://biocyc.org/HUMAN/NEW-IMAGE?object=TETRA-H-BIOPTERIN</a>
70	625-72-9		CPD-335	<chem>[H]C(C)(O)CC(=O)O</chem>		<a href="http://biocyc.org/HUMAN/NEW-IMAGE?object=CPD-335">http://biocyc.org/HUMAN/NEW-IMAGE?object=CPD-335</a>
71	59-02-9	2004122	Vitamin E	<chem>CC(C)CCC[C@@H](C)CCC[C@@H](C)CCC[C@]1(C)CCc2c(C)c(O)c(C)c(C)c2O1</chem>		<a href="https://www.tandfonline.com/doi/abs/10.1080/10629360802083871">https://www.tandfonline.com/doi/abs/10.1080/10629360802083871</a>
72	1867-62-5		COBINAMIDE	<chem>CC(O)CNC(=O)CCC1(C)C(CC(N)=O)C2N=C1C(C)=C1N=C(C=C3N=C(C(C)=C4[N]C2(C)C(C)(C)C(N)=O)C4CC(C(N)=O)C(C)(CC(N)=O)C3C)CC(N)=O)C(C)(C)C1CCC(N)=O</chem>		<a href="http://biocyc.org/HUMAN/NEW-IMAGE?object=COBINAMIDE">http://biocyc.org/HUMAN/NEW-IMAGE?object=COBINAMIDE</a>
73			ADENOSYLCOBINAMIDE	<chem>[Co+3].[CH2-]C1OC(C(O)C1O)n1cnc2c(N)ncnc21.CC(O)CNC(=O)CCC1(C)C(CC(N)=O)C2N=C1C(C)=C1N=C(C=C3N=C(C(C)=C4[N]C2(C)C(C)(C)C(N)=O)C4CC(C(N)=O)C(C)(CC(N)=O)C3C)CC(N)=O)C(C)(C)C1CCC(N)=O</chem>		<a href="http://biocyc.org/HUMAN/NEW-IMAGE?object=ADENOSYLCOBINAMIDE">http://biocyc.org/HUMAN/NEW-IMAGE?object=ADENOSYLCOBINAMIDE</a>
74	102680-35-3		CROTONYL-COA	<chem>CC=CC(=O)SCCNC(=O)CCNC(=O)C(O)C(C)(C)COP(O)</chem>		<a href="http://biocyc.org/HUMAN/NEW-IMAGE?object=CROTONYL-COA">http://biocyc.org/HUMAN/NEW-IMAGE?object=CROTONYL-COA</a>

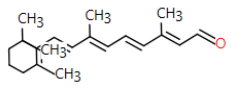
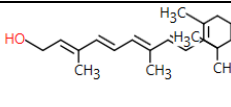
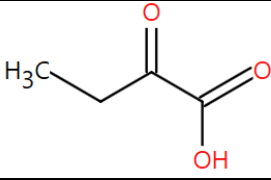
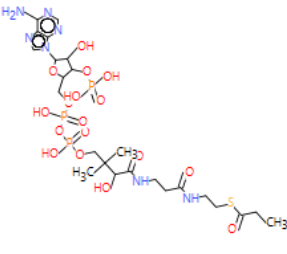
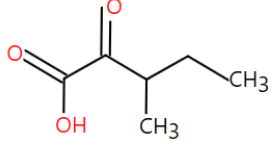
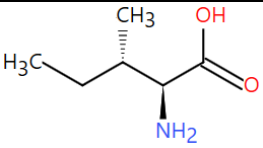
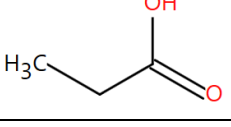
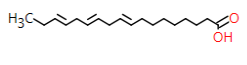
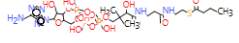
				<chem>(=O)OP(O)(=O)OCC1OC(C(O)C1OP(O)(O)=O)n1cnc2c(N)ncnc12</chem>		
75	75-07-0	75-07-02008368	ACETALD	<chem>CC=O</chem>		<a href="http://biocyc.org/HUMAN/NEW-IMAGE?object=ACETALD">http://biocyc.org/HUMAN/NEW-IMAGE?object=ACETALD</a>
76	1976-85-8		UROPORPHYRINOGEN-III	<chem>OC(=O)CCc1c2Cc3[nH]c(Cc4[nH]c(Cc5[nH]c(Cc([nH]2)c1CC(O)=O)c(CCC(O)=O)c5CC(O)=O)c(CCC(O)=O)c4C(C(O)=O)c(CC(O)=O)c3CCC(O)=O</chem>		<a href="http://biocyc.org/HUMAN/NEW-IMAGE?object=UROPORPHYRINOGEN-III">http://biocyc.org/HUMAN/NEW-IMAGE?object=UROPORPHYRINOGEN-III</a>
77	14875-96-8		PROTOHEME	<chem>[Fe+4].Cc1c(CCC(O)=O)c2cc3[n-]c(cc4nc(cc5[n-]c(cc1n2)c(C)c5C=C)c(C)c4C=C)c(C)c3CCC(O)=O</chem>		<a href="http://biocyc.org/HUMAN/NEW-IMAGE?object=PROTOHEME">http://biocyc.org/HUMAN/NEW-IMAGE?object=PROTOHEME</a>
78	59-43-8		Thiamine	<chem>Cc1ncc(C[n+]2csc(CCO)c2C)c(N)n1</chem>		<a href="http://biocyc.org/HUMAN/NEW-IMAGE?object=THIAMINE">http://biocyc.org/HUMAN/NEW-IMAGE?object=THIAMINE</a>
79	15666-52-1		CPD-611	<chem>Cc1ncc(C[n+]2csc(CCO)OP(O)(=O)OP(O)(O)=O)c2C)c(N)n1</chem>		<a href="http://biocyc.org/HUMAN/NEW-IMAGE?object=CPD-611">http://biocyc.org/HUMAN/NEW-IMAGE?object=CPD-611</a>
80	154-87-0		THIAMINE-PYROPHOSPHATE	<chem>CC2=NC=C(C[N+]1=CSC(CO)=C1(C))C(N)=N2</chem>		<a href="http://biocyc.org/HUMAN/NEW-IMAGE?object=THIAMINE">http://biocyc.org/HUMAN/NEW-IMAGE?object=THIAMINE</a>

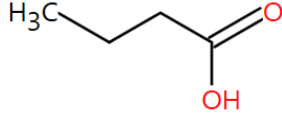
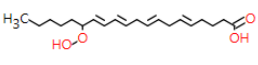
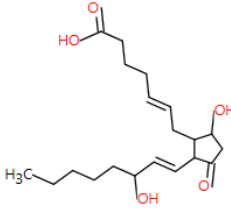
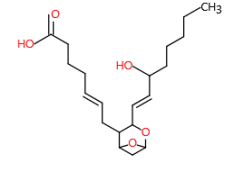
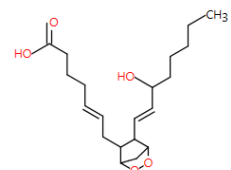
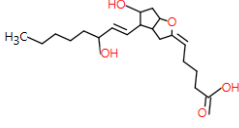
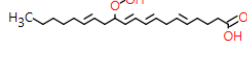
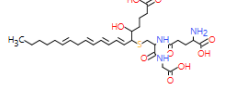
81	50-89-5		THYMIDINE	<chem>CC1=CN(C2C(C(O)C(CO)O2)C(=O)NC1=O</chem>		<a href="http://biocyc.org/HUMAN/NEW-IMAGE?object=THYMIDINE">http://biocyc.org/HUMAN/NEW-IMAGE?object=THYMIDINE</a>
82	2009-24-7		DTDP-D-GLUCOSE	<chem>CC1=CN(C2C(C(O)C(COP(O)(=O)OP(O)(=O)OC3OC(CO)C(O)C(O)C3O)O2)C(=O)NC1=O</chem>		<a href="http://biocyc.org/HUMAN/NEW-IMAGE?object=DTDP-D-GLUCOSE">http://biocyc.org/HUMAN/NEW-IMAGE?object=DTDP-D-GLUCOSE</a>
83			Deoxythymidine triphosphate	<chem>CC1=CN(C2C(C(O)C(COP(O)(=O)OP(O)(=O)OP(O)(O)=O)O2)C(=O)NC1=O</chem>		
84			Deoxythymidine diphosphate	<chem>CC1=CN(C2C(C(O)C(COP(O)(=O)OP(O)(O)=O)O2)C(=O)NC1=O</chem>		
85			Deoxythymidine monophosphate	<chem>CC1=CN(C2C(C(O)C(COP(O)(O)=O)O2)C(=O)NC1=O</chem>		
86	65-71-4		THYMINE	<chem>CC1=CN(C(=O)NC1=O</chem>		
87	7412-77-3		Protoporphyrinogen	<chem>Cc1c2Cc3[nH]c(Cc4[nH]c(Cc5[nH]c(Cc([nH]2)c1CCC(O)=O)c(CCC(O)=O)c5C)c(C=C)c4C)c(C=C)c3C</chem>		<a href="http://biocyc.org/HUMAN/NEW-IMAGE?object=PROTOPORPHYRINOGEN">http://biocyc.org/HUMAN/NEW-IMAGE?object=PROTOPORPHYRINOGEN</a>
88	553-12-8		PROTOPORPHYRIN_IX	<chem>Cc1c(CCC(O)=O)c2cc3nc(cc4[nH]c(cc5[nH]c(cc1n2)c(C)c5C=C)c(C)c4C=C)c(C)c3CC(C(O)=O</chem>		<a href="http://biocyc.org/HUMAN/NEW-IMAGE?object=PROTOPORPHYRIN_IX">http://biocyc.org/HUMAN/NEW-IMAGE?object=PROTOPORPHYRIN_IX</a>

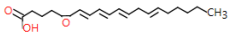
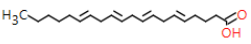
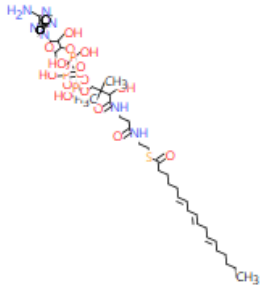
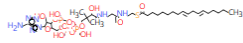
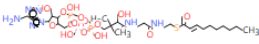
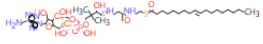
89	2624-63-7		COPROPORPHYRINOGEN_III	<chem>Cc1c2Cc3[nH]c(Cc4[nH]c(Cc5[nH]c(Cc([nH]2)c1CCC(O)=O)c(C)c5CCC(O)=O)c(C)c4CC(O)=O)c(C)CC(O)=O)c3C</chem>		<a href="http://biocyc.org/HUMAN/NEW-IMAGE?object=COPROPORPHYRINOGEN_III">http://biocyc.org/HUMAN/NEW-IMAGE?object=COPROPORPHYRINOGEN_III</a>
90	846-46-8	2126855	CPD-342	<chem>CC12CCC(=O)CC1CCC1C2CCC2(C)C1CCC2=O</chem>		<a href="http://biocyc.org/HUMAN/NEW-IMAGE?object=CPD-342">http://biocyc.org/HUMAN/NEW-IMAGE?object=CPD-342</a>
91	481-97-0		ESTRONE-SULFATE	<chem>CC12CCC3C(Cc4cc(OS(=O)(=O)ccc34)C1CCC2=O</chem>		<a href="http://biocyc.org/HUMAN/NEW-IMAGE?object=ESTRONE-SULFATE">http://biocyc.org/HUMAN/NEW-IMAGE?object=ESTRONE-SULFATE</a>
92			GDP-4-DEHYDRO-6-DEOXY-D-MANNOSE	<chem>CC1OC(OP(O)(=O)OP(O)(=O)OCC2OC(C(O)C2O)n2cnc3C(=O)NC(N)=Nc32)C(O)C(O)C1=O</chem>		<a href="http://biocyc.org/HUMAN/NEW-IMAGE?object=GDP-4-DEHYDRO-6-DEOXY-D-MANNOSE">http://biocyc.org/HUMAN/NEW-IMAGE?object=GDP-4-DEHYDRO-6-DEOXY-D-MANNOSE</a>
93			GDP-4-DEHYDRO-6-DEOXY-D-MANNOSE_2	<chem>CC1OC(OP(O)(=O)OP(O)(=O)OCC2OC(C(O)C2O)n2cnc3C(=O)N=C(N)Nc32)C(O)C(O)C1=O</chem>		<a href="http://biocyc.org/HUMAN/NEW-IMAGE?object=GDP-4-DEHYDRO-6-DEOXY-D-MANNOSE_2">http://biocyc.org/HUMAN/NEW-IMAGE?object=GDP-4-DEHYDRO-6-DEOXY-D-MANNOSE_2</a>
94			DTDP-DEOH-DEOXY-GLUCOSE	<chem>CC1OC(OP(O)(=O)OP(O)(=O)OCC2OC(C(C2O)N2C=C(C)C(=O)NC2=O)C(O)C(O)C1=O</chem>		<a href="http://biocyc.org/HUMAN/NEW-IMAGE?object=DTDP-DEOH-DEOXY-GLUCOSE">http://biocyc.org/HUMAN/NEW-IMAGE?object=DTDP-DEOH-DEOXY-GLUCOSE</a>
95	66-72-8	2006308	PYRIDOXAL	<chem>CC1=NC=C(CO)C(C=O)=C1(O)</chem>		<a href="http://biocyc.org/HUMAN/NEW-IMAGE?object=PYRIDOXAL">http://biocyc.org/HUMAN/NEW-IMAGE?object=PYRIDOXAL</a>
96	54-47-7		PYRIDOXAL_PHOSPHATE	<chem>Cc1ncc(COP(O)(O)=O)c(C=O)c1O</chem>		<a href="http://biocyc.org/HUMAN/NEW-IMAGE?object=PYRIDOXAL_PHOSPHATE">http://biocyc.org/HUMAN/NEW-IMAGE?object=PYRIDOXAL_PHOSPHATE</a>

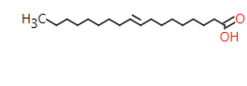
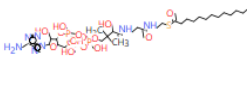
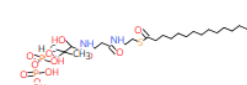
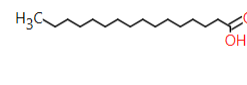
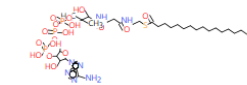
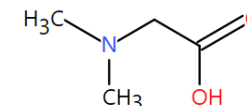
97	85-87-0	2016405	PYRIDOXAMINE	<chem>Cc1ncc(CO)c(CN)c1O</chem>		<a href="http://biocyc.org/HUMAN/NEW-IMAGE?object=PYRIDOXAMINE">http://biocyc.org/HUMAN/NEW-IMAGE?object=PYRIDOXAMINE</a>
98	529-96-4	2084716	PYRIDOXAMINE-5P	<chem>Cc1ncc(COP(=O)(O)O)c(CN)c1O</chem>		<a href="http://biocyc.org/HUMAN/NEW-IMAGE?object=PYRIDOXAMINE-5P">http://biocyc.org/HUMAN/NEW-IMAGE?object=PYRIDOXAMINE-5P</a>
99	65-23-6	2006030	PYRIDOXINE	<chem>Cc1ncc(CO)c(CO)c1O</chem>		<a href="http://biocyc.org/HUMAN/NEW-IMAGE?object=PYRIDOXINE">http://biocyc.org/HUMAN/NEW-IMAGE?object=PYRIDOXINE</a>
100	447-05-2	2071796	PYRIDOXINE-5P	<chem>Cc1ncc(COP(=O)(O)O)c(CO)c1O</chem>		<a href="http://biocyc.org/HUMAN/NEW-IMAGE?object=PYRIDOXINE-5P">http://biocyc.org/HUMAN/NEW-IMAGE?object=PYRIDOXINE-5P</a>
101			CH33ADO	<chem>CC1OC(C(O)C1O)n1cnc2c(N)ncnc12</chem>		<a href="http://biocyc.org/HUMAN/NEW-IMAGE?object=CH33ADO">http://biocyc.org/HUMAN/NEW-IMAGE?object=CH33ADO</a>
102	15839-70-0		GUANOSINE_DIPHOSPHATE_FUCOSE_2	<chem>CC1OC(OP(=O)(=O)OP(=O)(=O)OCC2OC(C(O)C2O)n2cnc3C(=O)NC(N)=Nc23)C(O)C(O)C1O</chem>		<a href="http://biocyc.org/HUMAN/NEW-IMAGE?object=GUANOSINE_DIPHOSPHATE_FUCOSE">http://biocyc.org/HUMAN/NEW-IMAGE?object=GUANOSINE_DIPHOSPHATE_FUCOSE</a>
103	15839-70-0		GUANOSINE_DIPHOSPHATE_FUCOSE	<chem>CC1OC(OP(=O)(=O)OP(=O)(=O)OCC2OC(C(O)C2O)n2cnc3C(=O)N=C(N)Nc23)C(O)C(O)C1O</chem>		<a href="http://biocyc.org/HUMAN/NEW-IMAGE?object=GUANOSINE_DIPHOSPHATE_FUCOSE">http://biocyc.org/HUMAN/NEW-IMAGE?object=GUANOSINE_DIPHOSPHATE_FUCOSE</a>
104	526-31-8		CPD-488	<chem>CC1OC(OP(=O)(O)C(O)C(O)C1O</chem>		<a href="http://biocyc.org/HUMAN/NEW-IMAGE?object=CPD-488">http://biocyc.org/HUMAN/NEW-IMAGE?object=CPD-488</a>
105	83-88-5		RIBOFLAVIN	<chem>Cc1cc2N=C3C</chem>		

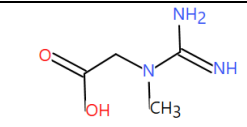
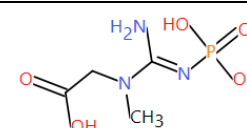
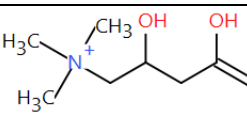
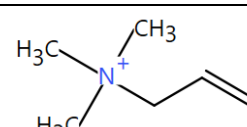
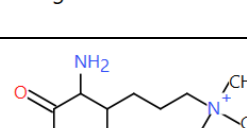
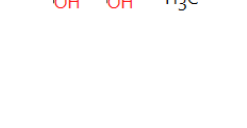
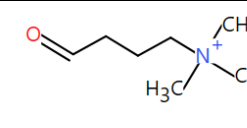
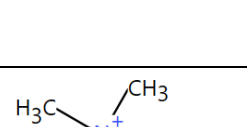
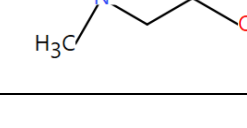
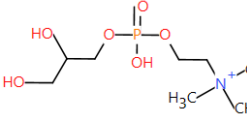
				<chem>(=O)NC(=O)N=C3N(C[C@@H](O)[C@@H](O)[C@@H](O)CO)c2cc1C</chem>		
106	146-14-5	2056631	FAD	<chem>Cc1cc2N=C3C(=O)NC(=O)N=C3N(CC(O)C(O)C(O)COP(O)(=O)OP(O)(=O)OCC3OC(C(O)C3O)n3cnc4c(N)nenc34)c2cc1C</chem>		<a href="http://biocyc.org/HUMAN/NEW-IMAGE?object=FAD">http://biocyc.org/HUMAN/NEW-IMAGE?object=FAD</a>
107	146-17-8		C17H21N4O9P	<chem>Cc1cc2N=C3C(=O)NC(=O)N=C3N(CC(O)C(O)C(O)COP(O)(=O)O)c2cc1C</chem>		<a href="http://biocyc.org/HUMAN/NEW-IMAGE?object=FMN">http://biocyc.org/HUMAN/NEW-IMAGE?object=FMN</a>
108			alpha-Ribazole	<chem>Cc1cc2ncn(C3OC(CO)C(O)C3O)c2cc1C</chem>		<a href="http://biocyc.org/HUMAN/NEW-IMAGE?object=ALPHA-RIBAZOLE">http://biocyc.org/HUMAN/NEW-IMAGE?object=ALPHA-RIBAZOLE</a>
109			ALPHA-RIBAZOLE-5-P	<chem>Cc1cc2ncn(C3OC(COP(O)(O)=O)C(O)C3O)c2cc1C</chem>		<a href="http://biocyc.org/HUMAN/NEW-IMAGE?object=ALPHA-RIBAZOLE-5-P">http://biocyc.org/HUMAN/NEW-IMAGE?object=ALPHA-RIBAZOLE-5-P</a>
110	1910-41-4		FADH2	<chem>Cc1cc2NC3C(=O)NC(=O)N=C3N(CC(O)C(O)C(O)COP(O)(=O)OP(O)(=O)OCC3OC(C(O)C3O)n3cnc4c(N)nenc43)c2cc1C</chem>		<a href="http://biocyc.org/HUMAN/NEW-IMAGE?object=FADH2">http://biocyc.org/HUMAN/NEW-IMAGE?object=FADH2</a>
111	7235-40-7		CPD1F-129	<chem>CC(C=CC=C(C)C)C=CC1=C(C)CCCC1(C)C)=CC=CC=C(C)C=C=CC=C(C)C=CC1=C(C)CCCC1(C)C</chem>		<a href="http://biocyc.org/HUMAN/NEW-IMAGE?object=CPD1F-129">http://biocyc.org/HUMAN/NEW-IMAGE?object=CPD1F-129</a>

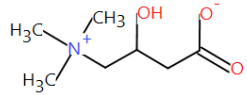
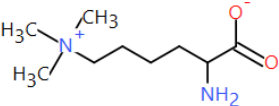
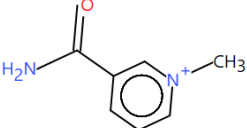
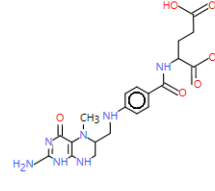
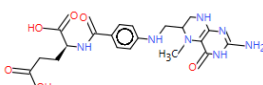
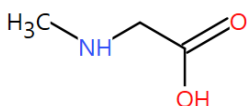
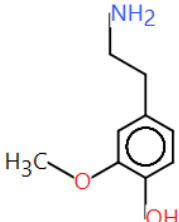
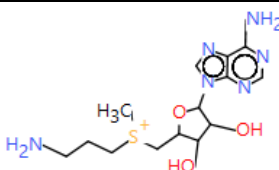
112	116-31-4		RETINAL	<chem>CC(C=CC=C(C)C=CC1=C(C)CCCC1(C)C)=CC=O</chem>		<a href="http://biocyc.org/HUMAN/NEW-IMAGE?object=RETINAL">http://biocyc.org/HUMAN/NEW-IMAGE?object=RETINAL</a>
113	11103-57-4		Retinol	<chem>CC(C=CC=C(C)C=CC1=C(C)CCCC1(C)C)=CCO</chem>		<a href="http://biocyc.org/HUMAN/NEW-IMAGE?object=RETINOL">http://biocyc.org/HUMAN/NEW-IMAGE?object=RETINOL</a>
114	600-18-0	2099869	2-OXOBUTANOATE	<chem>CCC(=O)C(O)=O</chem>		<a href="http://biocyc.org/HUMAN/NEW-IMAGE?object=2-OXOBUTANOATE">http://biocyc.org/HUMAN/NEW-IMAGE?object=2-OXOBUTANOATE</a>
115	317-66-8		PROPIONYL-COA	<chem>CCC(=O)SCCNC(=O)CCNC(=O)C(O)C(C)COP(O)(=O)OP(O)(=O)OCC1OC(C(O)C1OP(O)(O)=O)n1cnc2c(N)nnc21</chem>		<a href="http://biocyc.org/HUMAN/NEW-IMAGE?object=PROPIONYL-COA">http://biocyc.org/HUMAN/NEW-IMAGE?object=PROPIONYL-COA</a>
116	1460-34-0	2159550	2-KETO-3-METHYL-VALERATE	<chem>CCC(C)C(=O)C(O)=O</chem>		<a href="http://biocyc.org/HUMAN/NEW-IMAGE?object=2-KETO-3-METHYL-VALERATE">http://biocyc.org/HUMAN/NEW-IMAGE?object=2-KETO-3-METHYL-VALERATE</a>
117	73-32-5		Isoleucine	<chem>CC[C@H](C)[C@H](N)C(O)=O</chem>		
118	79-09-4	2011763	PROPIONATE	<chem>CCC(=O)O</chem>		<a href="http://biocyc.org/HUMAN/NEW-IMAGE?object=PROPIONATE">http://biocyc.org/HUMAN/NEW-IMAGE?object=PROPIONATE</a>
119	463-40-1		LINOLENIC ACID	<chem>CCC=CCC=CCCCCCCC(O)=O</chem>		<a href="http://biocyc.org/HUMAN/NEW-IMAGE?object=LINOLENIC ACID">http://biocyc.org/HUMAN/NEW-IMAGE?object=LINOLENIC ACID</a>
120	2140-48-9		BUTYRYL-COA	<chem>CCCC(=O)SCCNC(=O)CCNC(=O)C(O)C(C)COP(O)(=O)OP(O)(=O)OCC1OC(C(O)C1OP(O)(O)=O)n1cnc2c(N)nnc21</chem>		<a href="http://biocyc.org/HUMAN/NEW-IMAGE?object=BUTYRYL-COA">http://biocyc.org/HUMAN/NEW-IMAGE?object=BUTYRYL-COA</a>

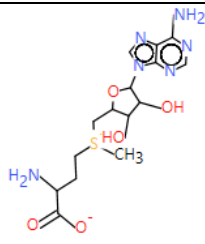
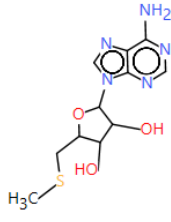
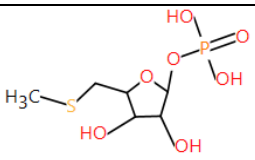
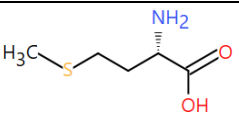

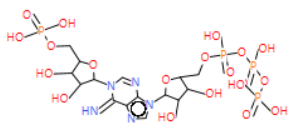
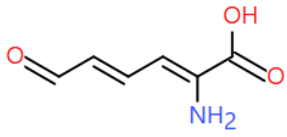
121	107-92-6	2035323	BUTYRIC_AC ID	CCCC(O)=O		<a href="http://biocyc.org/HUMAN/NEW-IMAGE?object=BUTYRIC ACID">http://biocyc.org/HUMAN/NEW-IMAGE?object=BUTYRIC ACID</a>
122			5Z8Z11Z13E-15S-15-HYDROPEROXYICOS	CCCCC(OO)C=CC=CCC=CCC=CCCC(O)=O		<a href="http://biocyc.org/HUMAN/NEW-IMAGE?object=5Z8Z11Z13E-15S-15-HYDROPEROXYICOS">http://biocyc.org/HUMAN/NEW-IMAGE?object=5Z8Z11Z13E-15S-15-HYDROPEROXYICOS</a>
123	41598-07-6		5Z13E-15S-9-ALPHA15-DIHYDROXY-11-O	CCCCC(O)C=CC1C(CC=C)CCCC(O)=O)C(O)CC1=O		<a href="http://biocyc.org/HUMAN/NEW-IMAGE?object=5Z13E-15S-9-ALPHA15-DIHYDROXY-11-O">http://biocyc.org/HUMAN/NEW-IMAGE?object=5Z13E-15S-9-ALPHA15-DIHYDROXY-11-O</a>
124			ALPHA11-ALPHA-EPOXY-15-HYDROXYTHROMBA	CCCCC(O)C=CC1OC2CC(O2)C1CC=CC(CCC(O)=O)		<a href="http://biocyc.org/HUMAN/NEW-IMAGE?object=ALPHA11-ALPHA-EPOXY-15-HYDROXYTHROMBA">http://biocyc.org/HUMAN/NEW-IMAGE?object=ALPHA11-ALPHA-EPOXY-15-HYDROXYTHROMBA</a>
125	42935-17-1		PROSTAGLANDIN-H2	CCCCC(O)C=CC1C2CC(O2)C1CC=CC(CCC(O)=O)		<a href="http://biocyc.org/HUMAN/NEW-IMAGE?object=PROSTAGLANDIN-H2">http://biocyc.org/HUMAN/NEW-IMAGE?object=PROSTAGLANDIN-H2</a>
126	35121-78-9		5Z13E-15S-69-ALPHA-EPOXY-11-ALPHA	CCCCC(O)C=CC1C(O)CC2OC(CC12)=CCCC(O)=O		<a href="http://biocyc.org/HUMAN/NEW-IMAGE?object=5Z13E-15S-69-ALPHA-EPOXY-11-ALPHA">http://biocyc.org/HUMAN/NEW-IMAGE?object=5Z13E-15S-69-ALPHA-EPOXY-11-ALPHA</a>
127			5Z8Z10E14Z-12S-12-HYDROPEROXYICOS	CCCCC=CC(OO)C=CC=CCC=CCCC(O)=O		<a href="http://biocyc.org/HUMAN/NEW-IMAGE?object=5Z8Z10E14Z-12S-12-HYDROPEROXYICOS">http://biocyc.org/HUMAN/NEW-IMAGE?object=5Z8Z10E14Z-12S-12-HYDROPEROXYICOS</a>
128	72025-60-6		LEUKOTRIENE-C4	CCCCC=CC=C=CC=C(C(SCC(NC(=O)CCC(N)C(O)=O)C(=O)NC(C(O)=O)C(O)CCCC(O)=O)		<a href="http://biocyc.org/HUMAN/NEW-IMAGE?object=LEUKOTRIENE-C4">http://biocyc.org/HUMAN/NEW-IMAGE?object=LEUKOTRIENE-C4</a>

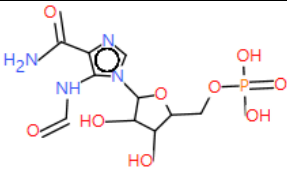
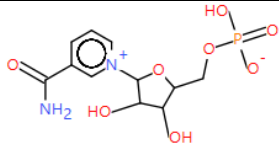
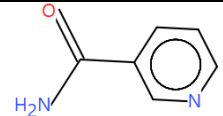
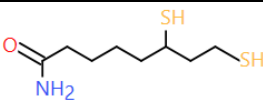
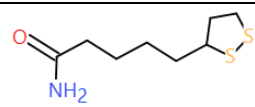
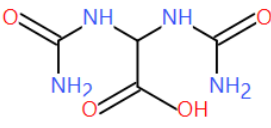
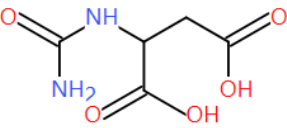
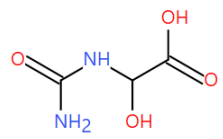
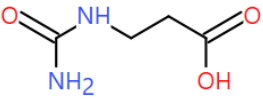
129	72059-45-1		CPD-8892	<chem>CCCCC=CC</chem> <chem>C=CC=CC=C</chem> <chem>C1OC1CCCC(O)=O</chem>		<a href="http://biocyc.org/HUMAN/NEW-IMAGE?object=CPD-8892">http://biocyc.org/HUMAN/NEW-IMAGE?object=CPD-8892</a>
130	506-32-1	EC Number: 2080334	ARACHIDONIC ACID	<chem>CCCCC=CC</chem> <chem>C=CCC=CCC</chem> <chem>=CCCC(=O)O</chem>		<a href="http://biocyc.org/HUMAN/NEW-IMAGE?object=ARACHIDONIC ACID">http://biocyc.org/HUMAN/NEW-IMAGE?object=ARACHIDONIC ACID</a>
131			GAMMA-LINOLENOYL-COA	<chem>CCCCC=CC</chem> <chem>C=CCC=CCC</chem> <chem>CCC(=O)SCC</chem> <chem>NC(=O)CCNC</chem> <chem>(=O)C(O)C(C)</chem> <chem>(C)COP(O)(=O)OP(O)(=O)OCC1OC(C(O)C1OP(O)(O)=O)n1cnc2c(N)nnc21</chem>		<a href="http://biocyc.org/HUMAN/NEW-IMAGE?object=GAMMA-LINOLENOYL-COA">http://biocyc.org/HUMAN/NEW-IMAGE?object=GAMMA-LINOLENOYL-COA</a>
132			CPD-18	<chem>CCCCC=CC</chem> <chem>C=CCCCCCC</chem> <chem>CC(=O)SCCNC</chem> <chem>C(=O)CCNC</chem> <chem>(=O)C(O)C(C)</chem> <chem>(C)COP(O)(=O)OP(O)(=O)OCC1OC(C(O)C1OP(O)(O)=O)n1cnc2c(N)nnc21</chem>		<a href="http://biocyc.org/HUMAN/NEW-IMAGE?object=CPD-18">http://biocyc.org/HUMAN/NEW-IMAGE?object=CPD-18</a>
133			T2-DECENOYL-COA	<chem>CCCCCCCC=CC</chem> <chem>CC(=O)SCCNC</chem> <chem>C(=O)CCNC</chem> <chem>(=O)C(O)C(C)</chem> <chem>(C)COP(O)(=O)OP(O)(=O)OCC1OC(C(O)C1OP(O)(O)=O)n1cnc2c(N)nnc12</chem>		<a href="http://biocyc.org/HUMAN/NEW-IMAGE?object=T2-DECENOYL-COA">http://biocyc.org/HUMAN/NEW-IMAGE?object=T2-DECENOYL-COA</a>
134			OLEOYL-COA	<chem>CCCCCCCCC=CCCCCCCC</chem> <chem>C(=O)SCCNC</chem> <chem>(=O)CCNC</chem> <chem>(=O)C(O)C(C)</chem> <chem>(C)COP(O)(=O)OP(O)(=O)OCC1OC(C(O)C1OP(O)(O)=O)n</chem>		<a href="http://biocyc.org/HUMAN/NEW-IMAGE?object=OLEOYL-COA">http://biocyc.org/HUMAN/NEW-IMAGE?object=OLEOYL-COA</a>

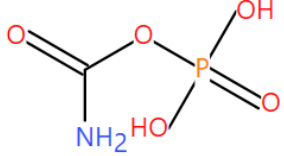
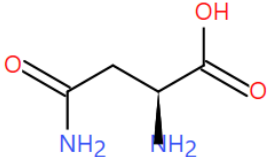
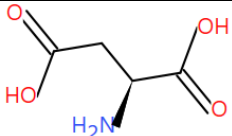
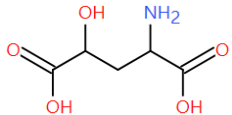
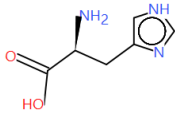
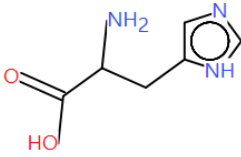
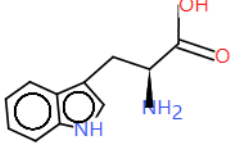
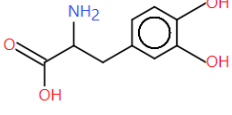
				1cnc2c(N)ncnc 21		
135	112-80-1		OLEATE-CPD	CCCCCCCCC =CCCCCCCC C(=O)O		<a href="http://biocyc.org/HUMAN/NEW-IMAGE?object=OLEATE-CPD">http://biocyc.org/HUMAN/NEW-IMAGE?object=OLEATE-CPD</a>
136			TETRADECANOYL-COA	CCCCCCCCC CCCCC(=O)S CCNC(=O)CC NC(=O)C(O)C (C)(C)COP(O) (=O)OP(O)(=O) OCC1OC(C (O)C1OP(O) (O)=O)n1cnc2c (N)ncnc12		<a href="http://biocyc.org/HUMAN/NEW-IMAGE?object=TETRADECANOYL-COA">http://biocyc.org/HUMAN/NEW-IMAGE?object=TETRADECANOYL-COA</a>
137	362-66-3		STEAROYL-COA	CCCCCCCCC CCCCCCC(=O) SCCNC(=O) )CCNC(=O)C (O)C(C)(C)CO P(O)(=O)OP (O)(=O)OCC1 OC(C(O)C1O P(O)(O)=O)n1 cnc2c(N)ncnc1 2		<a href="http://biocyc.org/HUMAN/NEW-IMAGE?object=STEAROYL-COA">http://biocyc.org/HUMAN/NEW-IMAGE?object=STEAROYL-COA</a>
138	57-10-3	200312 9	PALMITATE	CCCCCCCCC CCCCCCC(O) =O		<a href="http://biocyc.org/HUMAN/NEW-IMAGE?object=PALMITATE">http://biocyc.org/HUMAN/NEW-IMAGE?object=PALMITATE</a>
139	1763-10-6		PALMITYL-COA	CCCCCCCCC CCCCCCC(=O) SCCNC(=O) )CCNC(=O)C (O)C(C)(C)CO P(O)(=O)OP (O)(=O)OCC1 OC(C(O)C1O P(O)(O)=O)n1 cnc2c(N)ncnc2 1		<a href="http://biocyc.org/HUMAN/NEW-IMAGE?object=PALMITYL-COA">http://biocyc.org/HUMAN/NEW-IMAGE?object=PALMITYL-COA</a>
140	1118-68-9	214267 8	DIMETHYLGLYCINE	CN(C)CC(O)= O		<a href="http://biocyc.org/HUMAN/NEW-IMAGE?object=DIMETHYLGLYCINE">http://biocyc.org/HUMAN/NEW-IMAGE?object=DIMETHYLGLYCINE</a>

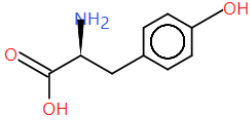
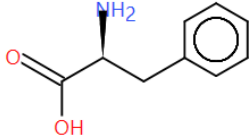
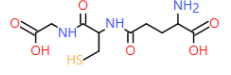
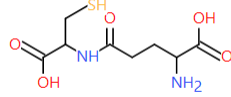
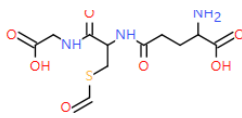
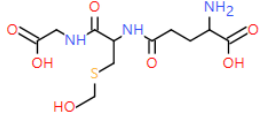
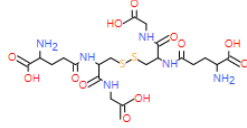
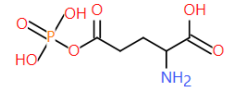
141	57-00-1	200306 6	CREATINE	CN(CC(=O)O) C(=N)N		<a href="http://biocyc.org/HUMAN/NEW-IMAGE?object=CREATINE">http://biocyc.org/HUMAN/NEW-IMAGE?object=CREATINE</a>
142	67-07-2		CREATINE-P	CN(CC(=O)O) C(N)=NP(=O)(O)O		<a href="http://biocyc.org/HUMAN/NEW-IMAGE?object=CREATINE-P">http://biocyc.org/HUMAN/NEW-IMAGE?object=CREATINE-P</a>
143	541-14-0		D-CARNITINE	C[N+](C)(C)C C(O)CC(O)=O		<a href="http://biocyc.org/HUMAN/NEW-IMAGE?object=CARNITINE">http://biocyc.org/HUMAN/NEW-IMAGE?object=CARNITINE</a>
144	7418-61-3		BETAINE_AL DEHYDE	C[N+](C)(C)C C=O		<a href="http://biocyc.org/HUMAN/NEW-IMAGE?object=BETAINE_ALDEHYDE">http://biocyc.org/HUMAN/NEW-IMAGE?object=BETAINE_ALDEHYDE</a>
145			3-HYDROXY- N6N6N6- TRIMETHYL- L-LYSINE	C[N+](C)(C)C CCC(O)C(N)C (O)=O		<a href="http://biocyc.org/HUMAN/NEW-IMAGE?object=3-HYDROXY-N6N6N6-TRIMETHYL-L-LYSINE">http://biocyc.org/HUMAN/NEW-IMAGE?object=3-HYDROXY-N6N6N6-TRIMETHYL-L-LYSINE</a>
146			4- TRIMETHYL AMMONIOBU TANAL	C[N+](C)(C)C CCC=O		<a href="http://biocyc.org/HUMAN/NEW-IMAGE?object=4-TRIMETHYLAMMONIOBUTANAL">http://biocyc.org/HUMAN/NEW-IMAGE?object=4-TRIMETHYLAMMONIOBUTANAL</a>
147	123-41-1		CHOLINE	C[N+](C)(C)C CO		<a href="http://biocyc.org/HUMAN/NEW-IMAGE?object=CHOLINE">http://biocyc.org/HUMAN/NEW-IMAGE?object=CHOLINE</a>
148			L-1- GLYCERO- PHOSPHORY LCHOLINE	C[N+](C)(C)C COP(O)(=O)O CC(O)CO		<a href="http://biocyc.org/HUMAN/NEW-IMAGE?object=L-1-GLYCEROPHOSPHORYLCHOLINE">http://biocyc.org/HUMAN/NEW-IMAGE?object=L-1-GLYCEROPHOSPHORYLCHOLINE</a>
149	107-73-3		PHOSPHORY L-CHOLINE	C[N+](C)(C)C COP(O)(O)=O		<a href="http://biocyc.org/HUMAN/NEW-IMAGE?object=PHOSPHORYL-CHOLINE">http://biocyc.org/HUMAN/NEW-IMAGE?object=PHOSPHORYL-CHOLINE</a>
150	107-43-7	203490 6	BETAINE	C[N+](C)(C)C C(=O)[O-]		<a href="http://biocyc.org/HUMAN/NEW-IMAGE?object=BETAINE">http://biocyc.org/HUMAN/NEW-IMAGE?object=BETAINE</a>

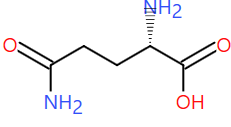
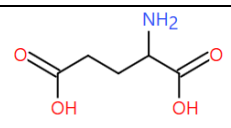
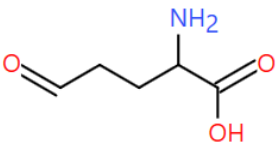
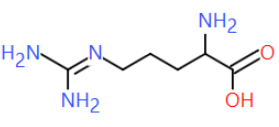
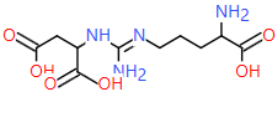
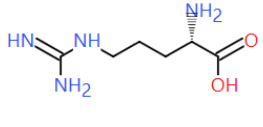
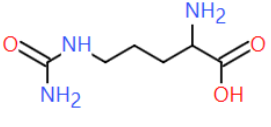
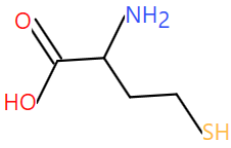
151		541-15-1	CARNITINE	<chem>C[N+](C)(C)C(O)CC([O-])=O</chem>		<a href="http://biocyc.org/HUMAN/NEW-IMAGE?object=CARNITINE">http://biocyc.org/HUMAN/NEW-IMAGE?object=CARNITINE</a>
152			N6N6N6-TRIMETHYL-L-LYSINE	<chem>[H]C(N)(CCC[N+](C)(C)C)C(=O)[O-]</chem>		<a href="http://biocyc.org/HUMAN/NEW-IMAGE?object=N6N6N6-TRIMETHYL-L-LYSINE">http://biocyc.org/HUMAN/NEW-IMAGE?object=N6N6N6-TRIMETHYL-L-LYSINE</a>
153			CPD-396	<chem>C[n+]1cccc(c1)C(N)=O</chem>		<a href="http://biocyc.org/HUMAN/NEW-IMAGE?object=CPD-396">http://biocyc.org/HUMAN/NEW-IMAGE?object=CPD-396</a>
154	134-35-0		5-METHYL-THF_2	<chem>CN1C(CNc2ccc(cc2)C(=O)N[C@@H](CCC(O)=O)C(O)=O)CNC2N=C(N)NC(=O)C1=2</chem>		<a href="http://biocyc.org/HUMAN/NEW-IMAGE?object=5-METHYL-THF">http://biocyc.org/HUMAN/NEW-IMAGE?object=5-METHYL-THF</a>
155	134-35-0		5-METHYL-THF	<chem>CN1C(CNc2ccc(cc2)C(=O)N[C@@H](CCC(O)=O)C(O)=O)CNC2N=C(N)NC(=O)C1=2</chem>		<a href="http://biocyc.org/HUMAN/NEW-IMAGE?object=5-METHYL-THF">http://biocyc.org/HUMAN/NEW-IMAGE?object=5-METHYL-THF</a>
156	107-97-1	2035386	SARCOSINE	<chem>CNCC(O)=O</chem>		<a href="http://biocyc.org/HUMAN/NEW-IMAGE?object=SARCOSINE">http://biocyc.org/HUMAN/NEW-IMAGE?object=SARCOSINE</a>
157			CPD-7650	<chem>COc1cc(CCN)ccc1O</chem>		<a href="http://biocyc.org/HUMAN/NEW-IMAGE?object=CPD-7650">http://biocyc.org/HUMAN/NEW-IMAGE?object=CPD-7650</a>
158			S-ADENOSYLMETHIONINAMINE	<chem>C[S+](CCCN)CC1OC(C(O)C1O)n1cnc2c(N)nnc21</chem>		<a href="http://biocyc.org/HUMAN/NEW-IMAGE?object=S-ADENOSYLMETHIONINAMINE">http://biocyc.org/HUMAN/NEW-IMAGE?object=S-ADENOSYLMETHIONINAMINE</a>

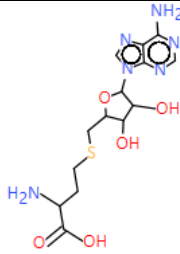
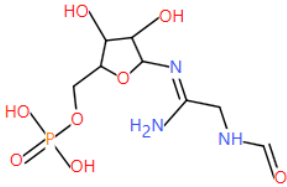
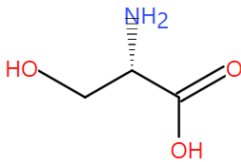
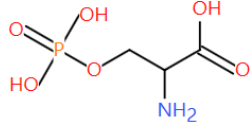
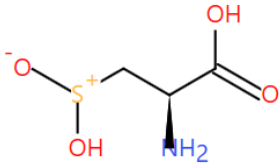
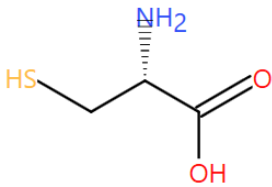
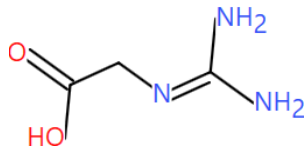
159	29908-03-0		S-ADENOSYLMETHIONINE	<chem>C[S+](CCC(N)C([O-])=O)CC1OC(C(O)C1O)n1cnc2c(N)ncnc21</chem>		<a href="http://biocyc.org/HUMAN/NEW-IMAGE?object=S-ADENOSYLMETHIONINE">http://biocyc.org/HUMAN/NEW-IMAGE?object=S-ADENOSYLMETHIONINE</a>
160	2457-80-9		5-METHYLTHIOADENOSINE	<chem>CSCC1OC(C(O)C1O)n1cnc2c(N)ncnc21</chem>		<a href="http://biocyc.org/HUMAN/NEW-IMAGE?object=5-METHYLTHIOADENOSINE">http://biocyc.org/HUMAN/NEW-IMAGE?object=5-METHYLTHIOADENOSINE</a>
161			CPD-444	<chem>CSCC1OC(OP(O)(O)=O)C(O)C1O</chem>		<a href="http://biocyc.org/HUMAN/NEW-IMAGE?object=CPD-444">http://biocyc.org/HUMAN/NEW-IMAGE?object=CPD-444</a>
162	63-68-3	2005629	METHIONINE	<chem>CSCC[C@H](N)C(O)=O</chem>		
163			IODINE-MOLECULE	II		<a href="http://biocyc.org/HUMAN/NEW-IMAGE?object=IODINE-MOLECULE">http://biocyc.org/HUMAN/NEW-IMAGE?object=IODINE-MOLECULE</a>
164	7664-41-7	2316353	AMMONIA	N	<chem>NH3</chem>	<a href="http://biocyc.org/HUMAN/NEW-IMAGE?object=AMMONIA">http://biocyc.org/HUMAN/NEW-IMAGE?object=AMMONIA</a>
165			PHOSPHORIBOSYL-ATP	<chem>OC1C(COP(O)(O)=O)OC(C1O)N1C=Nc2cncn2C2OC(COP(O)(=O)OP(O)(=O)OP(O)(O)=O)C(O)C2O)C1=N</chem>		<a href="http://biocyc.org/HUMAN/NEW-IMAGE?object=PHOSPHORIBOSYL-ATP">http://biocyc.org/HUMAN/NEW-IMAGE?object=PHOSPHORIBOSYL-ATP</a>
166		2332710	NITRIC-OXIDE	N=O	<chem>N=O</chem>	<a href="http://biocyc.org/HUMAN/NEW-IMAGE?object=NITRIC-OXIDE">http://biocyc.org/HUMAN/NEW-IMAGE?object=NITRIC-OXIDE</a>
167			2-AMINOMUCONATE_SEMIALDEHYDE	<chem>NC(=CC=CC(=O)C(O)=O</chem>		<a href="http://biocyc.org/HUMAN/NEW-IMAGE?object=2-AMINOMUCONATE_SEMIALDEHYDE">http://biocyc.org/HUMAN/NEW-IMAGE?object=2-AMINOMUCONATE_SEMIALDEHYDE</a>

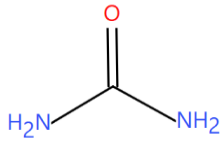
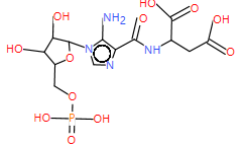
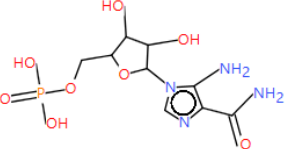
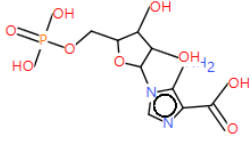
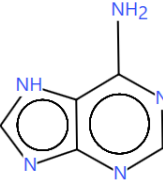
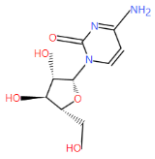
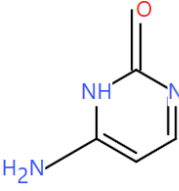
						<a href="http://biocyc.org/HUMAN/NEW-IMAGE?object=PHOSPHORIBOSYL-FORMAMIDOCARBOXAMIDE">HYDE</a>
168			PHOSPHORIBOSYL-FORMAMIDOCARBOXAMIDE	<chem>NC(=O)c1ncn(C2OC(COP(O)(O)=O)C(O)C2O)c1NC=O</chem>		<a href="http://biocyc.org/HUMAN/NEW-IMAGE?object=PHOSPHORIBOSYL-FORMAMIDOCARBOXAMIDE">http://biocyc.org/HUMAN/NEW-IMAGE?object=PHOSPHORIBOSYL-FORMAMIDOCARBOXAMIDE</a>
169	1094-61-7		NICOTINAMIDE_NUCLEOTIDE	<chem>NC(=O)c1ccc[n+](c1)C1OC(COP(O)([O-])=O)C(O)C1O</chem>		<a href="http://biocyc.org/HUMAN/NEW-IMAGE?object=NICOTINAMIDE_NUCLEOTIDE">http://biocyc.org/HUMAN/NEW-IMAGE?object=NICOTINAMIDE_NUCLEOTIDE</a>
170	98-92-0	2027134	NIACINAMIDE	<chem>NC(=O)c1cccn1</chem>		<a href="http://biocyc.org/HUMAN/NEW-IMAGE?object=NIACINAMIDE">http://biocyc.org/HUMAN/NEW-IMAGE?object=NIACINAMIDE</a>
171			DIHYDROLIPOAMIDE	<chem>NC(=O)CCCCC(S)CCS</chem>		<a href="http://biocyc.org/HUMAN/NEW-IMAGE?object=DIHYDROLIPOAMIDE">http://biocyc.org/HUMAN/NEW-IMAGE?object=DIHYDROLIPOAMIDE</a>
172	940-69-2	2133752	LIPOAMIDE	<chem>NC(=O)CCCC1CCSS1</chem>		<a href="http://biocyc.org/HUMAN/NEW-IMAGE?object=LIPAMIDE">http://biocyc.org/HUMAN/NEW-IMAGE?object=LIPAMIDE</a>
173	99-16-1	EC Number:2027354	ALLANTOATE	<chem>NC(=O)NC(NC(N)=O)C(=O)O</chem>		<a href="http://biocyc.org/HUMAN/NEW-IMAGE?object=ALLANTOATE">http://biocyc.org/HUMAN/NEW-IMAGE?object=ALLANTOATE</a>
174	16649-79-9		CARBAMYUL-L-ASPARTATE	<chem>NC(=O)NC(C(C(O)=O)C(O)=O)=O</chem>		<a href="http://biocyc.org/HUMAN/NEW-IMAGE?object=CARBAMYUL-L-ASPARTATE">http://biocyc.org/HUMAN/NEW-IMAGE?object=CARBAMYUL-L-ASPARTATE</a>
175			CPD-1091	<chem>NC(=O)NC(O)C(O)=O</chem>		<a href="http://biocyc.org/HUMAN/NEW-IMAGE?object=CPD-1091">http://biocyc.org/HUMAN/NEW-IMAGE?object=CPD-1091</a>
176			3-UREIDO-PROPIONATE	<chem>NC(=O)NCCC(O)=O</chem>		<a href="http://biocyc.org/HUMAN/NEW-IMAGE?object=3-UREIDO-PROPIONATE">http://biocyc.org/HUMAN/NEW-IMAGE?object=3-UREIDO-PROPIONATE</a>

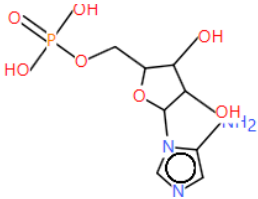
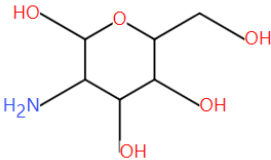
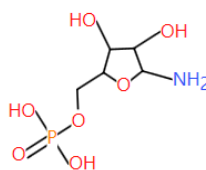
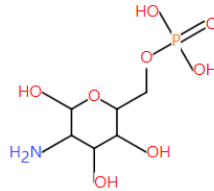
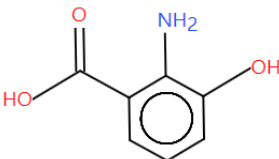
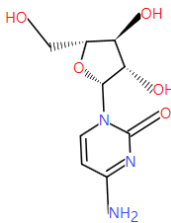
177	590-55-6		CARBAMOYL-P	<chem>NC(=O)OP(=O)(O)O</chem>		<a href="http://biocyc.org/HUMAN/NEW-IMAGE?object=CARBAMOYL-P">http://biocyc.org/HUMAN/NEW-IMAGE?object=CARBAMOYL-P</a>
178	70-47-3	2007359	ASPARAGINE	<chem>N[C@@H](CC(N)=O)C(O)=O</chem>		
179	56-84-8	2002916	L-ASPARTIC ACID	<chem>N[C@@H](C(O)=O)C(O)=O</chem>		
180			L-ERYTHRO-4-HYDROXY-GLUTAMATE	<chem>NC(CC(O)C(O)=O)C(O)=O</chem>		<a href="http://biocyc.org/HUMAN/NEW-IMAGE?object=L-ERYTHRO-4-HYDROXY-GLUTAMATE">http://biocyc.org/HUMAN/NEW-IMAGE?object=L-ERYTHRO-4-HYDROXY-GLUTAMATE</a>
181	71-00-1		HISTIDINE	<chem>N[C@@H](CC1=CN=C(N1)C(=O)O</chem>		
182	71-00-1		HIS	<chem>[H]C(N)(CC1=CN=CN1)C(=O)O</chem>		<a href="http://biocyc.org/HUMAN/NEW-IMAGE?object=HIS">http://biocyc.org/HUMAN/NEW-IMAGE?object=HIS</a>
183	73-22-3	2007956	TRYPTOPHAN	<chem>N[C@@H](Cc1c[nH]c2ccccc12)C(O)=O</chem>		
184	59-92-7		L-DIHYDROXY-PHENYLALANINE	<chem>[H]C(N)(CC(=O)C(O)c1ccc(O)c(O)c1)C(=O)O</chem>		
185	60-18-4	2004604	TYROSINE	<chem>N[C@@H](Cc1ccc(O)cc1)C(=O)O</chem>		<a href="http://biocyc.org/HUMAN/NEW-IMAGE?object=L-">http://biocyc.org/HUMAN/NEW-IMAGE?object=L-</a>

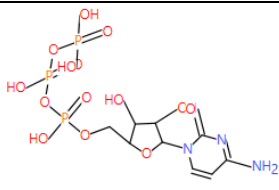
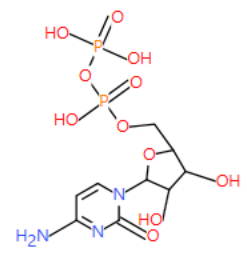
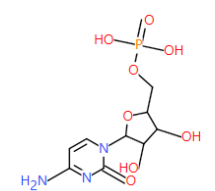
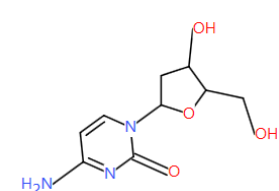
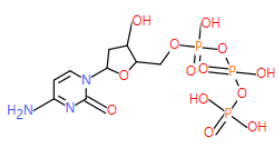
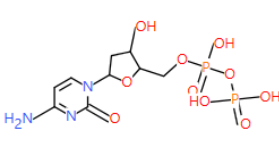
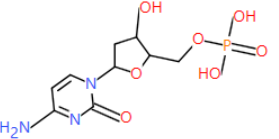
						<a href="#">DIHYDROXY-PHENYLALANINE</a>
186	63-91-2	2005681	PHENYLALANINE	<chem>N[C@@H](Cc1ccccc1)C(=O)O</chem>		
187	70-18-8		GLUTATHIONE	<chem>NC(CCC(=O)NC(CS)C(=O)NCC(O)=O)C(=O)O</chem>		<a href="http://biocyc.org/HUMAN/NEW-IMAGE?object=GLUTATHIONE">http://biocyc.org/HUMAN/NEW-IMAGE?object=GLUTATHIONE</a>
188	686-58-8		L-GAMMA-GLUTAMYL-CYSTEINE	<chem>NC(CCC(=O)NC(CS)C(=O)O)C(=O)O</chem>		<a href="http://biocyc.org/HUMAN/NEW-IMAGE?object=L-GAMMA-GLUTAMYL-CYSTEINE">http://biocyc.org/HUMAN/NEW-IMAGE?object=L-GAMMA-GLUTAMYL-CYSTEINE</a>
189			CPD-548	<chem>NC(CCC(=O)NC(CSC(=O)C(=O)NCC(O)=O)C(=O)O)C(=O)O</chem>		<a href="http://biocyc.org/HUMAN/NEW-IMAGE?object=CPD-548">http://biocyc.org/HUMAN/NEW-IMAGE?object=CPD-548</a>
190			S-HYDROXYMETHYLGLUTATHIONE	<chem>NC(CCC(=O)NC(CSCCO)C(=O)NCC(O)=O)C(=O)O</chem>		<a href="http://biocyc.org/HUMAN/NEW-IMAGE?object=S-HYDROXYMETHYLGLUTATHIONE">http://biocyc.org/HUMAN/NEW-IMAGE?object=S-HYDROXYMETHYLGLUTATHIONE</a>
191	27025-41-8		OXIDIZED-GLUTATHIONE	<chem>NC(CCC(=O)NC(CSSCC(NC(=O)CCC(N)C(=O)O)C(=O)NCC(O)=O)C(=O)O)C(=O)O</chem>		<a href="http://biocyc.org/HUMAN/NEW-IMAGE?object=OXIDIZED-GLUTATHIONE">http://biocyc.org/HUMAN/NEW-IMAGE?object=OXIDIZED-GLUTATHIONE</a>
192			L-GLUTAMATE-5-P	<chem>NC(CCC(=O)OP(O)(O)=O)C(=O)O</chem>		<a href="http://biocyc.org/HUMAN/NEW-IMAGE?object=L-GLUTAMATE-5-P">http://biocyc.org/HUMAN/NEW-IMAGE?object=L-GLUTAMATE-5-P</a>
193	56-85-9	2002921	GLUTAMINE	<chem>N[C@@H](CC(N)=O)C(=O)O</chem>		

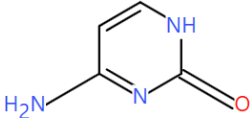
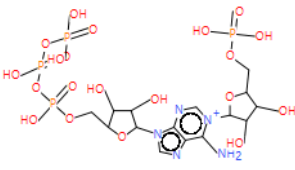
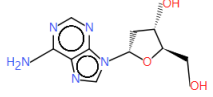
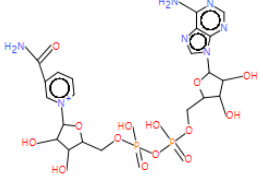
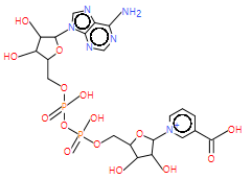
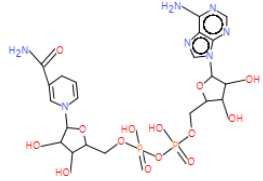
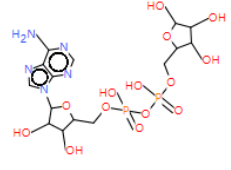
				)=O		
194	56-86-0	2002937	L-GLUTAMIC ACID	<chem>NC(CCC(O)=O)C(O)=O</chem>		
195			L-GLUTAMATE_GAMMA-SEMIALDEHYDE	<chem>NC(CCC=O)C(O)=O</chem>		<a href="http://biocyc.org/HUMAN/NEW-IMAGE?object=L-GLUTAMATE_GAMMA-SEMIALDEHYDE">http://biocyc.org/HUMAN/NEW-IMAGE?object=L-GLUTAMATE_GAMMA-SEMIALDEHYDE</a>
196	74-79-3		ARG	<chem>NC(CCCN=C(N)N)C(O)=O</chem>		<a href="http://biocyc.org/HUMAN/NEW-IMAGE?object=ARG">http://biocyc.org/HUMAN/NEW-IMAGE?object=ARG</a>
197			L-ARGININO-SUCCINATE	<chem>NC(CCCN=C(N)N)C(CC(O)=O)C(O)=O</chem>		<a href="http://biocyc.org/HUMAN/NEW-IMAGE?object=L-ARGININO-SUCCINATE">http://biocyc.org/HUMAN/NEW-IMAGE?object=L-ARGININO-SUCCINATE</a>
198	74-79-3		L-ARGININE	<chem>N[C@@H](CCCNC(N)=N)C(O)=O</chem>		
199	372-75-8	2067596	L-CITRULLINE	<chem>NC(CCCNC(N)=O)C(O)=O</chem>		<a href="http://biocyc.org/HUMAN/NEW-IMAGE?object=L-CITRULLINE">http://biocyc.org/HUMAN/NEW-IMAGE?object=L-CITRULLINE</a>
200	454-28-4		HOMO-CYS	<chem>NC(CCS)C(O)=O</chem>		<a href="http://biocyc.org/HUMAN/NEW-IMAGE?object=HOMO-CYS">http://biocyc.org/HUMAN/NEW-IMAGE?object=HOMO-CYS</a>
201	979-92-0		ADENOSYL-HOMO-CYS	<chem>NC(CCSCC1OC(C(O)C1O)n1cnc2c(N)nnc21)C(O)=O</chem>		<a href="http://biocyc.org/HUMAN/NEW-IMAGE?object=ADENOSYL-HOMO-CYS">http://biocyc.org/HUMAN/NEW-IMAGE?object=ADENOSYL-HOMO-CYS</a>

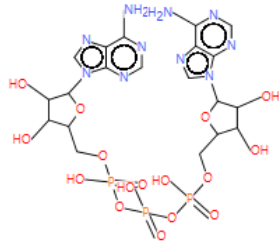
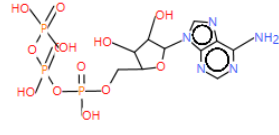
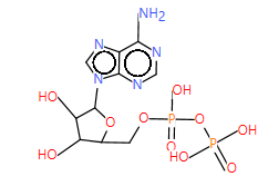
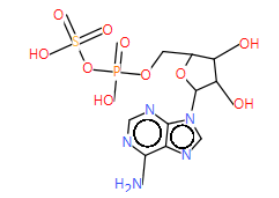
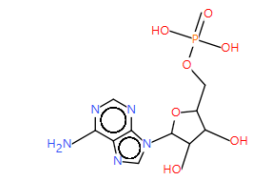
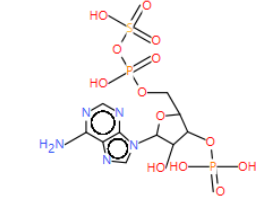
						
202			5-PHOSPHORIBOSYL-N-FORMYLGLYCINEAMIDINE	<chem>NC(CNC=O)=NC1OC(COP(O)(O)=O)C(O)C1O</chem>		<a href="http://biocyc.org/HUMAN/NEW-IMAGE?object=5-PHOSPHORIBOSYL-N-FORMYLGLYCINEAMIDINE">http://biocyc.org/HUMAN/NEW-IMAGE?object=5-PHOSPHORIBOSYL-N-FORMYLGLYCINEAMIDINE</a>
203	56-45-1	2002743	SERINE	<chem>N[C@@H](CO)C(O)=O</chem>		
204	17885-08-4		3-P-SERINE	<chem>NC(COP(O)(O)=O)C(O)=O</chem>		<a href="http://biocyc.org/HUMAN/NEW-IMAGE?object=3-P-SERINE">http://biocyc.org/HUMAN/NEW-IMAGE?object=3-P-SERINE</a>
205	1115-65-7	2142285	3-SULFINOALANINE	<chem>N[C@@H](CS(=O)(=O)O)C(O)=O</chem>		<a href="http://biocyc.org/HUMAN/NEW-IMAGE?object=3-SULFINOALANINE">http://biocyc.org/HUMAN/NEW-IMAGE?object=3-SULFINOALANINE</a>
206	52-90-4	2001582	CYSTEINE	<chem>N[C@@H](CS)C(O)=O</chem>		
207	352-97-6	2065295	GUANIDOACETIC ACID	<chem>NC(N)=NCC(=O)O</chem>		<a href="http://biocyc.org/HUMAN/NEW-IMAGE?object=GUANIDOACETIC ACID">http://biocyc.org/HUMAN/NEW-IMAGE?object=GUANIDOACETIC ACID</a>

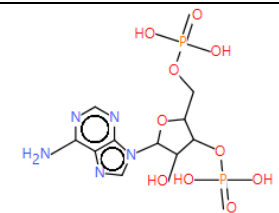
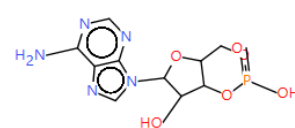
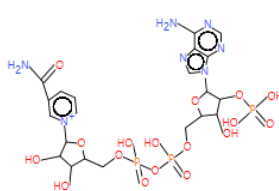
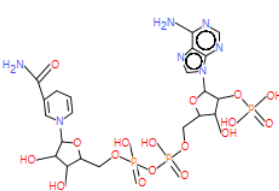
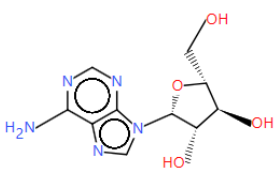
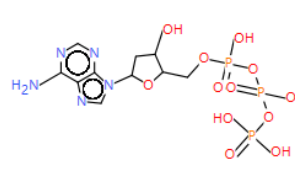
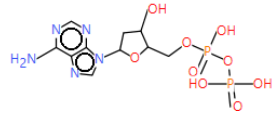
208	57-13-6		UREA	NC(N)=O		<a href="http://biocyc.org/HUMAN/NEW-IMAGE?object=UREA">http://biocyc.org/HUMAN/NEW-IMAGE?object=UREA</a>
209			P-RIBOSYL-4-SUCCARB-AMINOIMIDAZOLE	Nc1c(ncn1C1OC(COP(O)(O)=O)C(O)C1O)C(=O)NC(CC(O)=O)C(O)=O		<a href="http://biocyc.org/HUMAN/NEW-IMAGE?object=P-RIBOSYL-4-SUCCARB-AMINOIMIDAZOLE">http://biocyc.org/HUMAN/NEW-IMAGE?object=P-RIBOSYL-4-SUCCARB-AMINOIMIDAZOLE</a>
210	3031-94-5		AICAR	NC(=O)c1ncn(C2OC(COP(O)(O)=O)C(O)C2O)c1N		<a href="http://biocyc.org/HUMAN/NEW-IMAGE?object=AICAR">http://biocyc.org/HUMAN/NEW-IMAGE?object=AICAR</a>
211			PHOSPHORIBOSYL-CARBOXY-AMINOIMIDAZOLE	Nc1c(ncn1C1OC(COP(O)(O)=O)C(O)C1O)C(O)=O		<a href="http://biocyc.org/HUMAN/NEW-IMAGE?object=PHOSPHORIBOSYL-CARBOXY-AMINOIMIDAZOLE">http://biocyc.org/HUMAN/NEW-IMAGE?object=PHOSPHORIBOSYL-CARBOXY-AMINOIMIDAZOLE</a>
212	73-24-5		ADENINE_2	Nc1ncnc2nc[nH]c12		<a href="http://biocyc.org/HUMAN/NEW-IMAGE?object=ADENINE">http://biocyc.org/HUMAN/NEW-IMAGE?object=ADENINE</a>
213	65-46-3	2006109	CYTIDINE	NC1C=CN([C@@H]2O[C@@H](CO)[C@@H](O)[C@H]2O)C(=O)N=1		
214	71-30-7		CCYTOSINE_2	NC1NC(=O)N=CC=1		<a href="http://biocyc.org/HUMAN/NEW-IMAGE?object=CCYTOSINE">http://biocyc.org/HUMAN/NEW-IMAGE?object=CCYTOSINE</a>
215	25635-88-5		5-PHOSPHORIBOSYL-5-AMINOIMIDAZOLE	Nc1cncn1C1OC(COP(O)(O)=O)C(O)C1O		<a href="http://biocyc.org/HUMAN/NEW-IMAGE?object=5-PHOSPHORIBOSYL-5-AMINOIMIDAZOLE">http://biocyc.org/HUMAN/NEW-IMAGE?object=5-PHOSPHORIBOSYL-5-AMINOIMIDAZOLE</a>

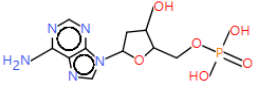
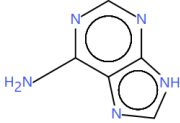
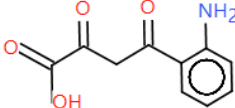
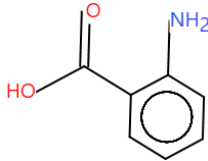
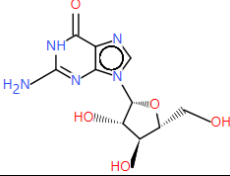
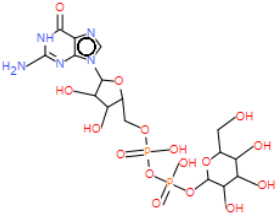
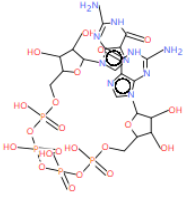
			ZOLE			<a href="#">YL-5-AMINOIMIDAZOLE</a>
216	3416-24-8		GLUCOSAMINE	<chem>NC1C(O)OC(CO)C(O)C1O</chem>		
217			5-P-BETA-D-RIBOSYL-AMINE	<chem>NC1OC(COP(O)(O)=O)C(O)C1O</chem>		<a href="http://biocyc.org/HUMAN/NEW-IMAGE?object=5-P-BETA-D-RIBOSYL-AMINE">http://biocyc.org/HUMAN/NEW-IMAGE?object=5-P-BETA-D-RIBOSYL-AMINE</a>
218	3616-42-0		D-GLUCOSAMINE-6-P	<chem>NC1C(O)OC(COP(O)(O)=O)C(O)C1O</chem>		<a href="http://biocyc.org/HUMAN/NEW-IMAGE?object=D-GLUCOSAMINE-6-P">http://biocyc.org/HUMAN/NEW-IMAGE?object=D-GLUCOSAMINE-6-P</a>
219	548-93-6	2089625	3-HYDROXY-ANTHRANILATE	<chem>Nc1c(O)cccc1C(=O)O</chem>		<a href="http://biocyc.org/HUMAN/NEW-IMAGE?object=3-HYDROXY-ANTHRANILATE">http://biocyc.org/HUMAN/NEW-IMAGE?object=3-HYDROXY-ANTHRANILATE</a>
220	65-46-3	2006109	CYTIDINE_2	<chem>NC1C=CN([C@@H]2O[C@@H](CO)[C@@H](O)[C@H]2O)C(=O)N=1</chem>		<a href="http://biocyc.org/HUMAN/NEW-IMAGE?object=CYTIDINE">http://biocyc.org/HUMAN/NEW-IMAGE?object=CYTIDINE</a>
221			Cytidine triphosphate	<chem>NC1C=CN(C2OC(COP(O)(=O)OP(O)(=O)OP(O)(O)=O)C2)C(=O)N=1</chem>		

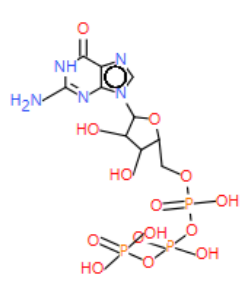
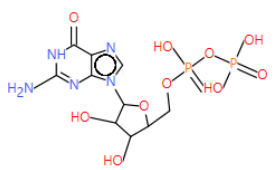
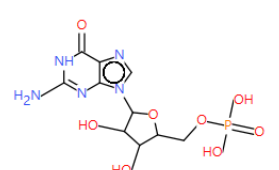
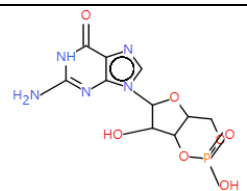
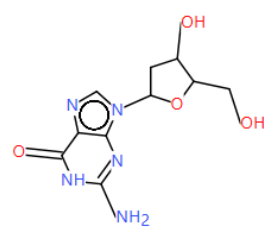
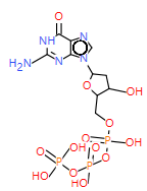
				<chem>C(O)C2O)C(=O)N=1</chem>		
222			Cytidine diphosphate	<chem>NC=1C=CN(C(=O)N=1)C2OC(COP(O)(=O)OP(O)(O)=O)C(O)C2(O)</chem>		
223			Cytidine monophosphate	<chem>NC1C=CN(C2OC(COP(O)(O)=O)C(O)C2O)C(=O)N=1</chem>		
224	951-77-9		DEOXYCYTIDINE	<chem>NC1C=CN(C2CC(O)C(CO)O2)C(=O)N=1</chem>		
225			Deoxycytidine triphosphate	<chem>NC=1C=CN(C(=O)N=1)C2CC(O)C(COP(=O)(O)OP(=O)(O)OP(=O)(O)O)O2</chem>		
226			Deoxycytidine diphosphate	<chem>NC1C=CN(C2CC(O)C(COP(O)(=O)OP(O)(O)=O)O2)C(=O)N=1</chem>		
227			Deoxycytidine monophosphate	<chem>NC=1C=CN(C(=O)N=1)C2CC(O)C(COP(O)(O)=O)O2</chem>		

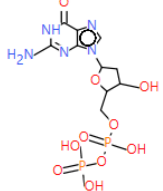
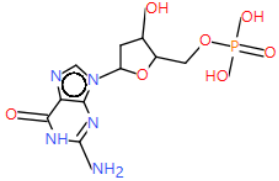
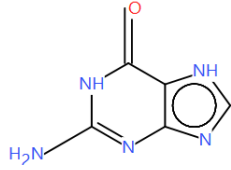
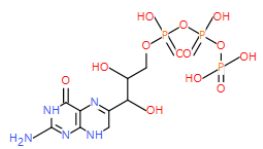
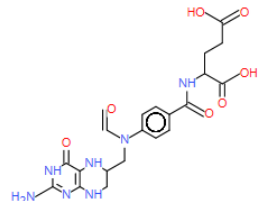
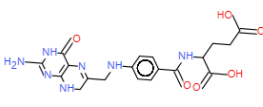
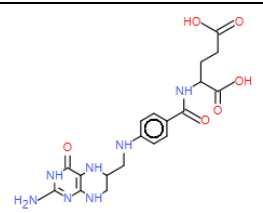
228	71-30-7	2007495	CYTOSINE	<chem>NC1=NC(=O)NC=C1</chem>		
229			PHOSPHORIBOSYL-ATP_1	<chem>Nc1c2ncn(C3OC(COP(O)(=O)OP(O)(=O)OP(O)(O)=O)C(O)C3O)c2nc[n+]1C1OC(COP(O)(O)=O)C(O)C1O</chem>		
230	958-09-8	2134887	DEOXYADENOSINE	<chem>Nc1ncnc2c1ncn2[C@@H]1C[C@H](O)[C@@H](CO)O1</chem>		<b>Error! Not a valid link.</b>
231	53-84-9		NADH	<chem>NC(=O)c1ccc[n+](c1)C1OC(COP(O)(=O)OP(O)(=O)OCC2OC(C(O)C2O)n2cnc3c(N)ncnc32)C(O)C1O</chem>		<a href="http://biocyc.org/HUMAN/NEW-IMAGE?object=NADH">http://biocyc.org/HUMAN/NEW-IMAGE?object=NADH</a>
232	6450-77-7		DEAMIDONAD	<chem>Nc1ncnc2c1ncn2C1OC(COP(O)(=O)OP(O)(=O)OCC2OC(C(O)C2O)[n+]2cccc(c2)C(O)=O)C(O)C1O</chem>		<a href="http://biocyc.org/HUMAN/NEW-IMAGE?object=DEAMIDONAD">http://biocyc.org/HUMAN/NEW-IMAGE?object=DEAMIDONAD</a>
233	53-84-9		NADH	<chem>NC(=O)C1CC=CN(C=1)C1OC(COP(O)(=O)OP(O)(=O)OCC2OC(C(O)C2O)n2cnc3c(N)ncnc32)C(O)C1O</chem>		<a href="http://biocyc.org/HUMAN/NEW-IMAGE?object=NAD">http://biocyc.org/HUMAN/NEW-IMAGE?object=NAD</a>
234	20762-30-5		ADENOSINE_DIPHOSPHATE_RIBOSE	<chem>Nc1ncnc2c1ncn2C1OC(COP(O)(=O)OP(O)(=O)OCC2OC(C(O)C2O)C(O)C1O</chem>		<a href="http://biocyc.org/HUMAN/NEW-IMAGE?object=ADENOSINE_DIPHOSPHATE_RIBOSE">http://biocyc.org/HUMAN/NEW-IMAGE?object=ADENOSINE_DIPHOSPHATE_RIBOSE</a>

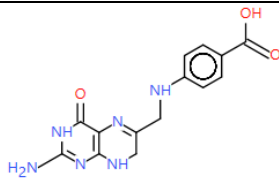
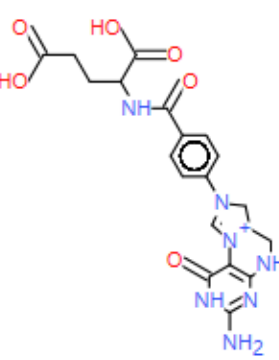
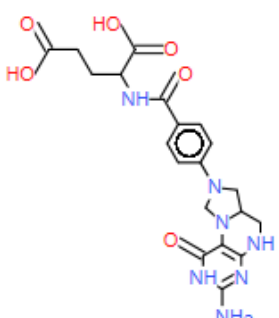
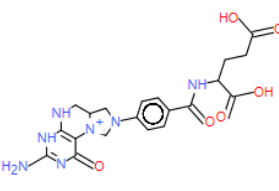
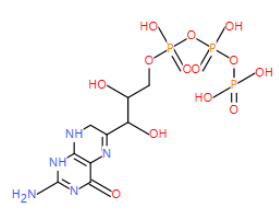
235			ADENOSINE5 TRIPHOSPHO 5ADENOSINE	<chem>Nc1ncnc2c1ncn2C1OC(COP(O)(=O)OP(O)(=O)OP(O)(=O)OCC2OC(C(O)C2O)n2cnc3c(N)ncnc32)C(O)C1O</chem>		<a href="http://biocyc.org/HUMAN/NEW-IMAGE?object=ADENOSINE5TRIPHOSPHO5ADENOSINE">http://biocyc.org/HUMAN/NEW-IMAGE?object=ADENOSINE5TRIPHOSPHO5ADENOSINE</a>
236			Adenosine triphosphate	<chem>Nc1ncnc2c1ncn2C1OC(COP(O)(=O)OP(O)(=O)OP(O)(=O)O)C(O)C1O</chem>		
237			Adenosine diphosphate	<chem>Nc1ncnc2c1ncn2C1OC(COP(O)(=O)OP(O)(=O)O)C(O)C1O</chem>		
238	485-84-7		APS	<chem>Nc1ncnc2c1ncn2C1OC(COP(O)(=O)OS(O)(=O)O)C(O)C1O</chem>		<a href="http://biocyc.org/HUMAN/NEW-IMAGE?object=APS">http://biocyc.org/HUMAN/NEW-IMAGE?object=APS</a>
239			Adenosine phosphate	<chem>NC3N=CN=C1C=3(N=CN1C2OC(COP(O)(O)=O)C(O)C2(O))</chem>		
240	482-67-7		PAPS	<chem>Nc1ncnc2c1ncn2C1OC(COP(O)(=O)OS(O)(=O)C(OP(O)(O)=O)C1O</chem>		<a href="http://biocyc.org/HUMAN/NEW-IMAGE?object=PAPS">http://biocyc.org/HUMAN/NEW-IMAGE?object=PAPS</a>
241	60-92-4		PAP	<chem>Nc1ncnc2c1ncn2C1OC(COP(O)(O)=O)C(OP(O)(O)=O)C1O</chem>		<a href="http://biocyc.org/HUMAN/NEW-IMAGE?object=PAP">http://biocyc.org/HUMAN/NEW-IMAGE?object=PAP</a>

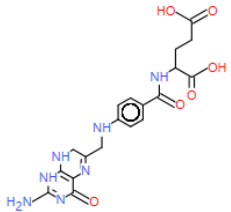
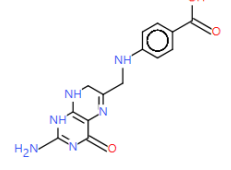
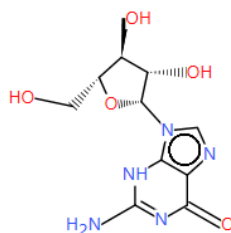
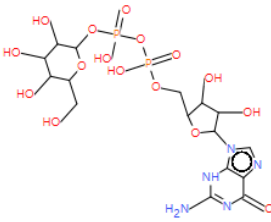
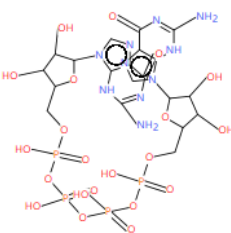
						
242	60-92-4		CAMP	<chem>Nc1ncnc2c1ncn2C1OC2COP(O)(=O)OC2C1O</chem>		<a href="http://biocyc.org/HUMAN/NEW-IMAGE?object=CAMP">http://biocyc.org/HUMAN/NEW-IMAGE?object=CAMP</a>
243	53-59-8		NADP	<chem>NC(=O)c1ccc[n+](c1)C1OC(COP(O)(=O)OP(O)(=O)OCC2OC(COP(O)(=O)C2O)n2cnc3c(N)ncnc32)C(O)C1O</chem>		<a href="http://biocyc.org/HUMAN/NEW-IMAGE?object=NADP">http://biocyc.org/HUMAN/NEW-IMAGE?object=NADP</a>
244	2646-71-1		NADPH	<chem>NC(=O)C1CC=CN(C=1)C1OC(COP(O)(=O)OP(O)(=O)OCC2OC(COP(O)(O)=O)C2O)n2cnc3c(N)ncnc23)C(O)C1O</chem>		<a href="http://biocyc.org/HUMAN/NEW-IMAGE?object=NADPH">http://biocyc.org/HUMAN/NEW-IMAGE?object=NADPH</a>
245	58-61-7	2003899	ADENOSINE	<chem>NC1=NC=NC2=C1N=CN2[C@@H]3O[C@@H](CO)[C@@H](O)[C@H]3O</chem>		
246			Deoxyadenosine triphosphate	<chem>Nc1ncnc2c1ncn2C1CC(O)C(COP(O)(=O)OP(O)(=O)OP(O)(=O)O)1</chem>		
247			Deoxyadenosine diphosphate	<chem>NC3=NC=NC2=C3(N=CN2)C1CC(O)C(COP(=O)(O)OP(=O)(O)O)1</chem>		

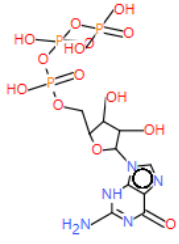
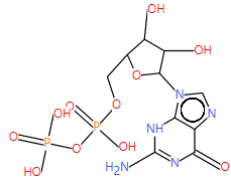
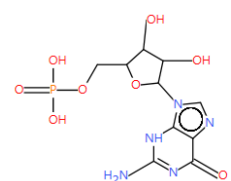
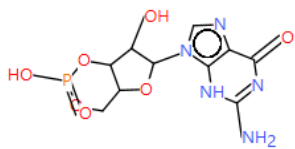
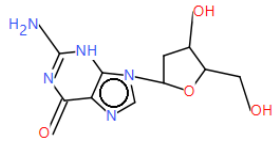
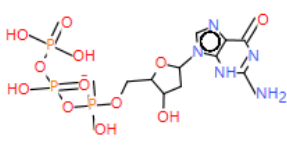
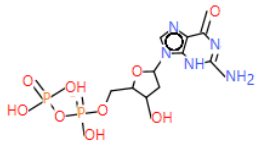
248			Deoxyadenosine monophosphate	<chem>NC3=NC=NC2=C3(N=CN2(C1CC(O)C(COP(O)(O)=O)O1))</chem>		
249	73-24-5	2007961	ADENINE	<chem>NC1C2NC=NC=2N=CN=1</chem>		
250			CPD-476	<chem>Nc1cccc1C(=O)CC(=O)C(O)=O</chem>		<a href="http://biocyc.org/HUMAN/NEW-IMAGE?object=CPD-476">http://biocyc.org/HUMAN/NEW-IMAGE?object=CPD-476</a>
251	118-92-3	2042875	ANTHRANILATE	<chem>NC1=CC=CC(=O)C1=O</chem>		<a href="http://biocyc.org/HUMAN/NEW-IMAGE?object=ANTHRANILATE">http://biocyc.org/HUMAN/NEW-IMAGE?object=ANTHRANILATE</a>
252	118-00-3		GUANOSINE_2	<chem>NC1NC(=O)c2ncn([C@@H]3O[C@H](CO)[C@@H](O)[C@H]3O)c2N=1</chem>		<a href="http://biocyc.org/HUMAN/NEW-IMAGE?object=GUANOSINE">http://biocyc.org/HUMAN/NEW-IMAGE?object=GUANOSINE</a>
253			GDP-MANNOSE_1	<chem>NC1NC(=O)c2ncn(C3OC(COP(O)(=O)OP(O)(=O)OC4OC(CO)C(O)C(O)C4O)C(O)C3O)c2N=1</chem>		<a href="http://biocyc.org/HUMAN/NEW-IMAGE?object=GDP-MANNOSE_1">http://biocyc.org/HUMAN/NEW-IMAGE?object=GDP-MANNOSE_1</a>
254			CPD-609	<chem>NC1NC(=O)c2ncn(C3OC(COP(O)(=O)OP(O)(=O)OP(O)(=O)OP(O)(=O)OCC4OC(CO)C4O)n4cnc5C(=O)NC(N)=Nc54)C(O)C3O)c2N=1</chem>		<a href="http://biocyc.org/HUMAN/NEW-IMAGE?object=CPD-609">http://biocyc.org/HUMAN/NEW-IMAGE?object=CPD-609</a>
255			Guanosine triphosphate	<chem>NC1NC(=O)c2ncn(C3OC(COP(O)(=O)OP(</chem>		

				<chem>O)(=O)OP(O)(O)=O)C(O)C3O)c2N=1</chem>		
256			Guanosine diphosphate	<chem>NC1NC(=O)c2ncn(C3OC(CO)P(O)(=O)OP(O)(O)=O)C(O)C3O)c2N=1</chem>		
257			Guanosine monophosphate	<chem>NC1NC(=O)C=2N=CN(C=2(N=1))C3OC(COP(O)(O)=O)C(O)C3(O)</chem>		
258	7665-99-8		CGMP	<chem>NC1NC(=O)c2ncn(C3OC4COP(O)(=O)OC4C3O)c2N=1</chem>		<a href="http://biocyc.org/HUMAN/NEW-IMAGE?object=C_GMP">http://biocyc.org/HUMAN/NEW-IMAGE?object=C_GMP</a>
259	961-07-9		DEOXYGUANOSINE	<chem>NC1NC(=O)c2ncn(C3CC(O)C(CO)O3)c2N=1</chem>		<a href="http://biocyc.org/HUMAN/NEW-IMAGE?object=DEOXYGUANOSINE">http://biocyc.org/HUMAN/NEW-IMAGE?object=DEOXYGUANOSINE</a>
260			Deoxyguanosine triphosphate	<chem>NC1NC(=O)c2ncn(C3CC(O)C(COP(O)(=O)OP(O)(O)=O)O3)c2N=1</chem>		

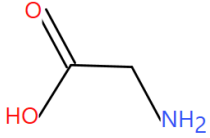
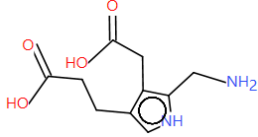
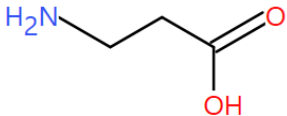
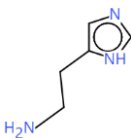
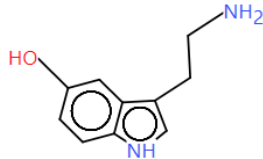
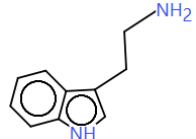
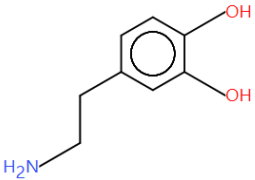
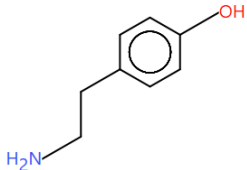
261			Deoxyguanosine diphosphate_2	<chem>NC1NC(=O)c2ncn(C3CC(O)C(COP(O)(=O)OP(O)(O)=O)O3)c2N=1</chem>		<a href="http://biocyc.org/HUMAN/NEW-IMAGE?object=Deoxyguanosine diphosphate">http://biocyc.org/HUMAN/NEW-IMAGE?object=Deoxyguanosine diphosphate</a>
262			Deoxyguanosine monophosphate_2	<chem>NC1NC(=O)c2ncn(C3CC(O)C(COP(O)(O)=O)O3)c2N=1</chem>		<a href="http://biocyc.org/HUMAN/NEW-IMAGE?object=Deoxyguanosine monophosphate">http://biocyc.org/HUMAN/NEW-IMAGE?object=Deoxyguanosine monophosphate</a>
263	73-40-5		GUANINE	<chem>NC1=NC2=C(NC=N2)C(=O)N1</chem>		
264			DIHYDRONEOPTERIN-P3	<chem>NC1NC(=O)C2N=C(CNC=2N=1)C(O)C(O)COP(O)(=O)OP(O)(=O)OP(O)(O)=O</chem>		
265	2800-34-2		10-FORMYL-THF_2	<chem>NC1NC(=O)C2NC(CNC=2N=1)CN(C=O)c1ccc(cc1)C(=O)NC(CCC(O)=O)C(O)=O</chem>		
266	4033-27-6		DIHYDROFOLATE_2	<chem>NC1NC(=O)C2N=C(CNc3ccc(cc3)C(=O)NC(CCC(O)=O)C(O)=O)CNC=2N=1</chem>		<a href="http://biocyc.org/HUMAN/NEW-IMAGE?object=DIHYDROFOLATE">http://biocyc.org/HUMAN/NEW-IMAGE?object=DIHYDROFOLATE</a>
267	29347-89-5		THF	<chem>NC1NC(=O)C2NC(CNc3ccc(cc3)C(=O)NC(CCC(O)=O)C(O)=O)CNC=2N=1</chem>		<a href="http://biocyc.org/HUMAN/NEW-IMAGE?object=THF">http://biocyc.org/HUMAN/NEW-IMAGE?object=THF</a>
268			7-8-DIHYDROPTEROATE	<chem>NC1NC(=O)C2N=C(CNc3ccc(cc3)C(O)=O)CNC=2N=1</chem>		<a href="http://biocyc.org/HUMAN/NEW-IMAGE?object=7-8-">http://biocyc.org/HUMAN/NEW-IMAGE?object=7-8-</a>

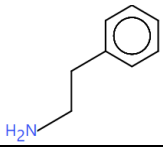
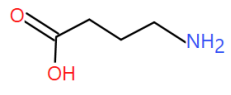

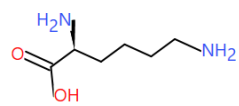
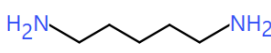
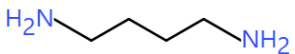
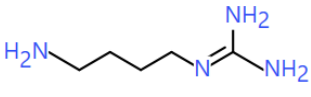
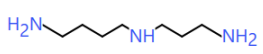
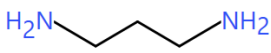
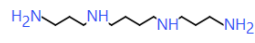
						<a href="#">DIHYDROPTEROATE</a>
269	7444-29-3		5-10-METHENYL-THF	<chem>NC1NC(=O)C2=C(NCC3CN(C=[N+]32)c2ccc(cc2)C(=O)NC(CCC(O)=O)C(O)=O)N=1</chem>		<a href="http://biocyc.org/HUMAN/NEW-IMAGE?object=5-10-METHENYL-THF">http://biocyc.org/HUMAN/NEW-IMAGE?object=5-10-METHENYL-THF</a>
270			METHYLENE-THF	<chem>NC1NC(=O)C2N3CN(CC3CNC=2N=1)c1ccc(cc1)C(=O)NC(CCC(O)=O)C(O)=O</chem>		<a href="http://biocyc.org/HUMAN/NEW-IMAGE?object=METHYLENE-THF">http://biocyc.org/HUMAN/NEW-IMAGE?object=METHYLENE-THF</a>
271	7444-29-3		5-10-METHENYL-THF_2	<chem>NC1NC2NCC3CN(C=[N+]3C=2C(=O)N=1)c1ccc(cc1)C(=O)NC(CCC(O)=O)C(O)=O</chem>		<a href="http://biocyc.org/HUMAN/NEW-IMAGE?object=5-10-METHENYL-THF">http://biocyc.org/HUMAN/NEW-IMAGE?object=5-10-METHENYL-THF</a>
272			DIHYDRONEOPTERIN-P3_2	<chem>NC1NC2NCC(=NC=2C(=O)N=1)C(O)C(O)COP(O)(=O)OP(O)(=O)OP(O)(=O)O</chem>		<a href="http://biocyc.org/HUMAN/NEW-IMAGE?object=DIHYDRONEOPTERIN-P3">http://biocyc.org/HUMAN/NEW-IMAGE?object=DIHYDRONEOPTERIN-P3</a>

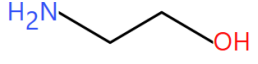
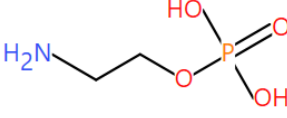
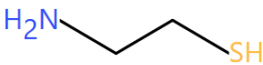
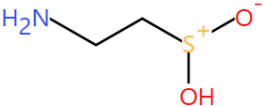
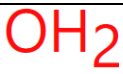
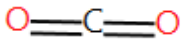
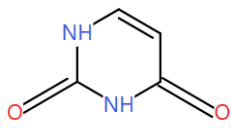
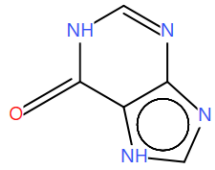
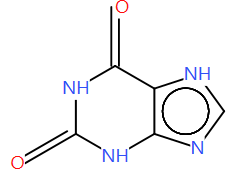
273	4033-27-6		DIHYDROFOLATE	<chem>[H]C(CCC(=O)O)(NC(=O)C1=CC=C(C=C1)NCC=2CNC=3N=C(N)NC(=O)C=3(N=2))C(=O)O</chem>		<a href="http://biocyc.org/HUMAN/NEW-IMAGE?object=Dihydrofolate">http://biocyc.org/HUMAN/NEW-IMAGE?object=Dihydrofolate</a>
274			7-8-DIHYDROPTEROATE_2	<chem>NC2=NC(=O)C=3N=C(CNC1=CC=C(C=C1)C(=O)O)CN=C=3(N2)</chem>		<a href="http://biocyc.org/HUMAN/NEW-IMAGE?object=7-8-Dihydropteroate">http://biocyc.org/HUMAN/NEW-IMAGE?object=7-8-Dihydropteroate</a>
275	118-00-3		GUANOSINE	<chem>NC1=NC2=C(N=CN2[C@@H]3O[C@H](CO)[C@H](O)[C@H]3O)C(=O)N1</chem>		
276			GDP-MANNOSE_2	<chem>NC1Nc2c(ncn2C2OC(COP(=O)(=O)OP(O)(=O)OC3OC(CO)C(O)C3O)C(O)C2O)C(=O)N=1</chem>		<a href="http://biocyc.org/HUMAN/NEW-IMAGE?object=GDP-Mannose">http://biocyc.org/HUMAN/NEW-IMAGE?object=GDP-Mannose</a>
277			CPD-609_2	<chem>NC1Nc2c(ncn2C2OC(COP(=O)(=O)OP(O)(=O)OP(O)(=O)OC3OC(CO)C(O)C3O)n3cnc4C(=O)N=C(N)Nc34)C(O)C2O)C(=O)N=1</chem>		<a href="http://biocyc.org/HUMAN/NEW-IMAGE?object=CPD-609">http://biocyc.org/HUMAN/NEW-IMAGE?object=CPD-609</a>
278			Guanosine triphosphate_2	<chem>NC1Nc2c(ncn2C2OC(COP(=O)(=O)OP(O)(=O)OP(O)(=O)OC3OC(CO)C(O)C3O)C(=O)N=1</chem>		<a href="http://biocyc.org/HUMAN/NEW-IMAGE?object=Guanosine triphosphate">http://biocyc.org/HUMAN/NEW-IMAGE?object=Guanosine triphosphate</a>

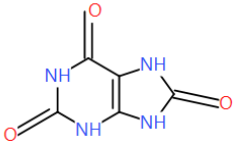
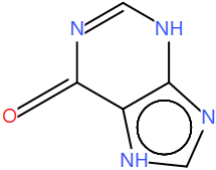
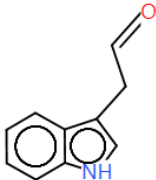

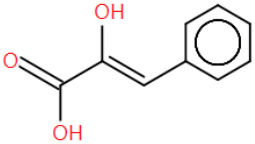
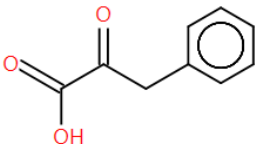
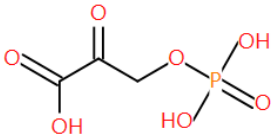
						
279				<chem>NC1Nc2c(ncn2C2OC(COP(O)(=O)OP(O)(O)=O)C(O)C2O)C(=O)N=1</chem>		<a href="http://biocyc.org/HUMAN/NEW-IMAGE?object=Guanosine_diphosphate">http://biocyc.org/HUMAN/NEW-IMAGE?object=Guanosine_diphosphate</a>
280			Guanosine monophosphate_2	<chem>NC1Nc2c(ncn2C2OC(COP(O)(O)=O)C(O)C2O)C(=O)N=1</chem>		<a href="http://biocyc.org/HUMAN/NEW-IMAGE?object=Guanosine_monophosphate">http://biocyc.org/HUMAN/NEW-IMAGE?object=Guanosine_monophosphate</a>
281	7665-99-8		961-07-9	<chem>NC1Nc2c(ncn2C2OC3COP(O)(=O)OC3C2O)C(=O)N=1</chem>		<a href="http://biocyc.org/HUMAN/NEW-IMAGE?object=GUANOSINE">http://biocyc.org/HUMAN/NEW-IMAGE?object=GUANOSINE</a>
282	961-07-9		DEOXYGUANOSINE_2	<chem>NC1Nc2c(ncn2C2CC(O)C(CO)O2)C(=O)N=1</chem>		<a href="http://biocyc.org/HUMAN/NEW-IMAGE?object=DEOXYGUANOSINE">http://biocyc.org/HUMAN/NEW-IMAGE?object=DEOXYGUANOSINE</a>
283			Deoxyguanosine triphosphate_2	<chem>NC2=NC(=O)C=3N=CN(C1CC(O)C(COP(=O)(O)OP(=O)(O)OP(=O)(O)O1)C=3(N2)</chem>		<a href="http://biocyc.org/HUMAN/NEW-IMAGE?object=Deoxyguanosine_triphosphate">http://biocyc.org/HUMAN/NEW-IMAGE?object=Deoxyguanosine_triphosphate</a>
284			Deoxyguanosine diphosphate	<chem>NC2NC(=O)C=3N=CN(C1CC(O)C(COP(=O)(O)OP(=O)(O)O1)C=3(N=2)</chem>		

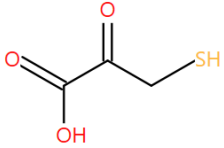
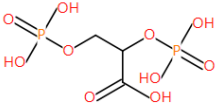
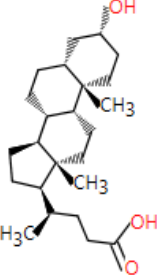
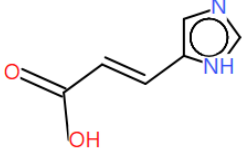
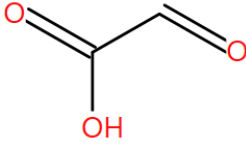
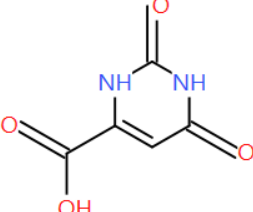
285			Deoxyguanosine monophosphate	<chem>NC2NC(=O)C=3N=CN(C1C C(O)C(COP(=O)(O)O)O1)C=3(N=2)</chem>		
286			METHYLENE-THF_2	<chem>[H]C24(CNC=1NC(N)=NC(=O)C=1N4(CN(C2)C3=CC=C(C=C3)C(=O)N C(CCC(=O)O)C(=O)O))</chem>		
287			10-FORMYL-THF	<chem>NC1NC(=O)C=2NC(CNC=2(N=1)CN(C=O)C3=CC=C(C=C3)C(=O)N C(CCC(=O)O)C(=O)O</chem>		<a href="http://biocyc.org/HUMAN/NEW-IMAGE?object=10-FORMYL-THF">http://biocyc.org/HUMAN/NEW-IMAGE?object=10-FORMYL-THF</a>
288	29347-89-5		THF_2	<chem>NC2=NC(=O)C=3NC(CNC1=CC=C(C=C1)C(=O)NC(CCC(=O)O)C(=O)O)CNC=3(N2)</chem>		<a href="http://biocyc.org/HUMAN/NEW-IMAGE?object=THF">http://biocyc.org/HUMAN/NEW-IMAGE?object=THF</a>
289	73-40-5		GUANINE_2	<chem>NC1NC2=C(NC=N2)C(=O)N=1</chem>		<a href="http://biocyc.org/HUMAN/NEW-IMAGE?object=GUANINE">http://biocyc.org/HUMAN/NEW-IMAGE?object=GUANINE</a>
290	106-60-5	2034141	5-AMINO-LEVULINATE	<chem>NCC(=O)CCC(O)=O</chem>		<a href="http://biocyc.org/HUMAN/NEW-IMAGE?object=5-AMINO-LEVULINATE">http://biocyc.org/HUMAN/NEW-IMAGE?object=5-AMINO-LEVULINATE</a>
291			5-PHOSPHO-RIBOSYL-GLYCINEAMIDE	<chem>NCC(=O)NC1OC(COP(=O)(O)O)C(O)C1O</chem>		<a href="http://biocyc.org/HUMAN/NEW-IMAGE?object=5-PHOSPHO-RIBOSYL-GLYCINEAMIDE">http://biocyc.org/HUMAN/NEW-IMAGE?object=5-PHOSPHO-RIBOSYL-GLYCINEAMIDE</a>

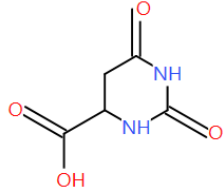
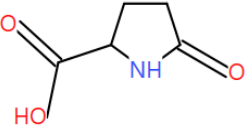
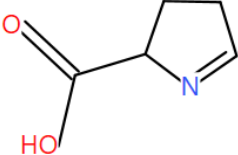
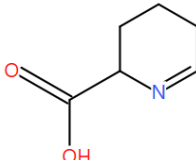
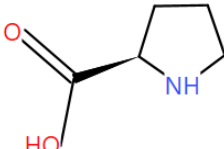
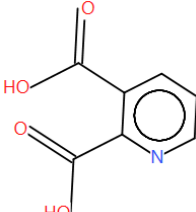
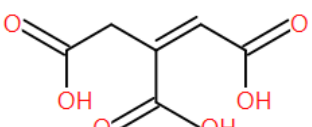
292	56-40-6	200272 2	GLYCINE	<chem>NCC(O)=O</chem>		
293	487-90-1		PORPHOBILINOGEN	<chem>NCC=1NC=C(CCC(=O)O)C=1(CC(=O)O)</chem>		<a href="http://biocyc.org/HUMAN/NEW-IMAGE?object=PORPHOBILINOGEN">http://biocyc.org/HUMAN/NEW-IMAGE?object=PORPHOBILINOGEN</a>
294	107-95-9		B-ALANINE	<chem>NCCC(=O)O</chem>		<a href="http://biocyc.org/HUMAN/NEW-IMAGE?object=B-ALANINE">http://biocyc.org/HUMAN/NEW-IMAGE?object=B-ALANINE</a>
295	51-45-6		HISTAMINE	<chem>NCCC1=CN=CN1</chem>		<a href="http://biocyc.org/HUMAN/NEW-IMAGE?object=HISTAMINE">http://biocyc.org/HUMAN/NEW-IMAGE?object=HISTAMINE</a>
296	50-67-9	200058 9	SEROTONIN	<chem>NCCc1c[nH]c2ccc(O)cc12</chem>		<a href="http://biocyc.org/HUMAN/NEW-IMAGE?object=SEROTONIN">http://biocyc.org/HUMAN/NEW-IMAGE?object=SEROTONIN</a>
297	61-54-1	200510 5	TRYPTAMINE	<chem>NCCc1c[nH]c2ccccc12</chem>		<a href="http://biocyc.org/HUMAN/NEW-IMAGE?object=TRYPTAMINE">http://biocyc.org/HUMAN/NEW-IMAGE?object=TRYPTAMINE</a>
298	51-61-6	200110 0	DOPAMINE	<chem>NCCc1ccc(O)c(O)c1</chem>		<a href="http://biocyc.org/HUMAN/NEW-IMAGE?object=DOPAMINE">http://biocyc.org/HUMAN/NEW-IMAGE?object=DOPAMINE</a>
299	51-67-2	200115 8	TYRAMINE	<chem>NCCc1ccc(O)c1</chem>		<a href="http://biocyc.org/HUMAN/NEW-IMAGE?object=TYRAMINE">http://biocyc.org/HUMAN/NEW-IMAGE?object=TYRAMINE</a>

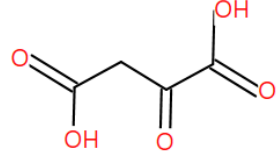
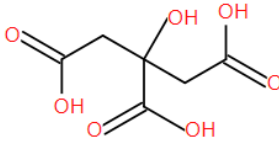
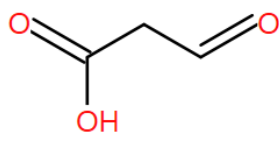
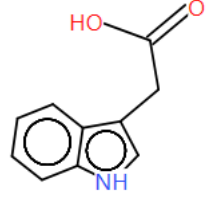
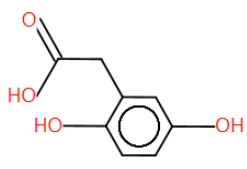
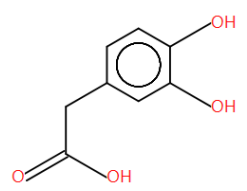
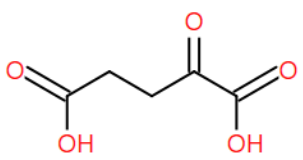
300	64-04-0	200574 4	PHENYLETHYLAMINE	NCCCC1=CC=CC=C1		<a href="http://biocyc.org/HUMAN/NEW-IMAGE?object=PHENYLETHYLAMINE">http://biocyc.org/HUMAN/NEW-IMAGE?object=PHENYLETHYLAMINE</a>
301	56-12-2	200258 6	4-AMINO-BUTYRATE	NCCCC(O)=O		<a href="http://biocyc.org/HUMAN/NEW-IMAGE?object=4-AMINO-BUTYRATE">http://biocyc.org/HUMAN/NEW-IMAGE?object=4-AMINO-BUTYRATE</a>
302	4390-05-0		4-AMINO-BUTYRALDEHYDE	NCCCC=O		<a href="http://biocyc.org/HUMAN/NEW-IMAGE?object=4-AMINO-BUTYRALDEHYDE">http://biocyc.org/HUMAN/NEW-IMAGE?object=4-AMINO-BUTYRALDEHYDE</a>
303	56-87-1	200294 2	LYSINE	NCCCC[C@H](N)C(O)=O		
304	462-94-2	207329 0	CADAVERINE	NCCCCCN		<a href="http://biocyc.org/HUMAN/NEW-IMAGE?object=CADAVERINE">http://biocyc.org/HUMAN/NEW-IMAGE?object=CADAVERINE</a>
305	110-60-1	203782 3	PUTRESCINE	NCCCCN		<a href="http://biocyc.org/HUMAN/NEW-IMAGE?object=PUTRESCINE">http://biocyc.org/HUMAN/NEW-IMAGE?object=PUTRESCINE</a>
306	306-60-5	206187 7	AGMATHINE	NCCCCN=C(N)N		<a href="http://biocyc.org/HUMAN/NEW-IMAGE?object=AGMATHINE">http://biocyc.org/HUMAN/NEW-IMAGE?object=AGMATHINE</a>
307	124-20-9	204689 0	SPERMIDINE	NCCCCNCCC N		<a href="http://biocyc.org/HUMAN/NEW-IMAGE?object=SPERMIDINE">http://biocyc.org/HUMAN/NEW-IMAGE?object=SPERMIDINE</a>
308	109-76-2	203702 7	CPD-313	NCCCCN		<a href="http://biocyc.org/HUMAN/NEW-IMAGE?object=CPD-313">http://biocyc.org/HUMAN/NEW-IMAGE?object=CPD-313</a>
309	71-44-3	200754 2	SPERMINE	NCCCNCCCC NCCCCN		<a href="http://biocyc.org/HUMAN/NEW-IMAGE?object=SPERMINE">http://biocyc.org/HUMAN/NEW-IMAGE?object=SPERMINE</a>
310	141-43-5	205483 3	ETHANOLAMINE	NCCO		<a href="http://biocyc.org/HUMAN/NEW-">http://biocyc.org/HUMAN/NEW-</a>

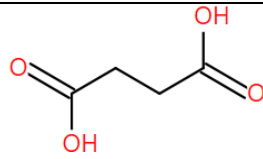
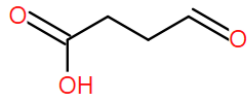
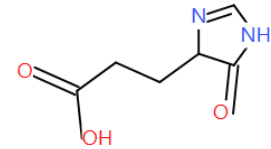
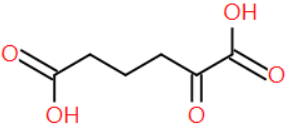
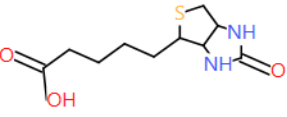
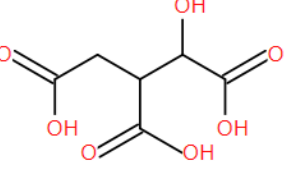
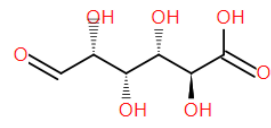
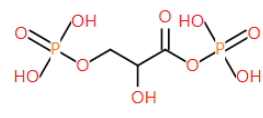
						<a href="#">IMAGE?object=ETHANOL-AMINE</a>
311	1071-23-4	2139885	PHOSPHORYL-ETHANOLAMINE	<chem>NCCOP(O)(O)=O</chem>		<a href="http://biocyc.org/HUMAN/NEW-IMAGE?object=PHOSPHORYL-ETHANOLAMINE">http://biocyc.org/HUMAN/NEW-IMAGE?object=PHOSPHORYL-ETHANOLAMINE</a>
312	60-23-1	2004630	CPD-239	<chem>NCCS</chem>		<a href="http://biocyc.org/HUMAN/NEW-IMAGE?object=CPD-239">http://biocyc.org/HUMAN/NEW-IMAGE?object=CPD-239</a>
313	300-84-5		HYPOTAURINE	<chem>NCC[S+](O)[O-]</chem>		<a href="http://biocyc.org/HUMAN/NEW-IMAGE?object=HYPOTAURINE">http://biocyc.org/HUMAN/NEW-IMAGE?object=HYPOTAURINE</a>
314	7732-18-5	2317912	Water	<chem>[OH2]</chem>		
315	124-38-9		CARBON-DIOXIDE	<chem>O=C=O</chem>		<a href="http://biocyc.org/HUMAN/NEW-IMAGE?object=CARBON-DIOXIDE">http://biocyc.org/HUMAN/NEW-IMAGE?object=CARBON-DIOXIDE</a>
316	66-22-8	2006219	URACIL	<chem>O=C1NC=CC(=O)N1</chem>		
317	68-94-0	2006973	HYPOXANTHINE	<chem>O=C1NC=NC=2N=CNC1=2</chem>		<a href="http://biocyc.org/HUMAN/NEW-IMAGE?object=HYPOXANTHINE">http://biocyc.org/HUMAN/NEW-IMAGE?object=HYPOXANTHINE</a>
318	69-89-6	2007186	XANTHINE	<chem>O=C1NC(=O)c2[nH]cnc2N1</chem>		<a href="http://biocyc.org/HUMAN/NEW-IMAGE?object=XANTHINE">http://biocyc.org/HUMAN/NEW-IMAGE?object=XANTHINE</a>
319	69-93-2	2007207	URATE	<chem>O=C1NC(=O)C=2NC(=O)NC=2(N1)</chem>		<a href="http://biocyc.org/HUMAN/NEW-IMAGE?object=URATE">http://biocyc.org/HUMAN/NEW-IMAGE?object=URATE</a>

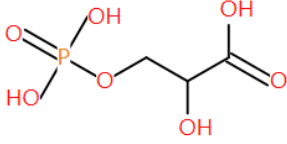
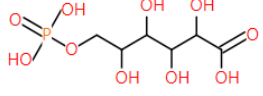
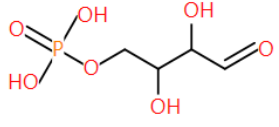
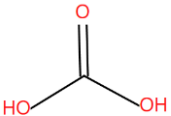
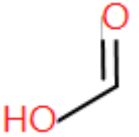
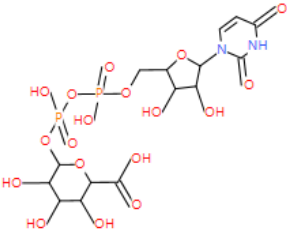
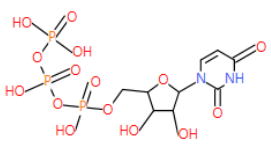
						<a href="#">RATE</a>
320	68-94-0		HYPOXANTHINE_2	<chem>O=C1N=CNC(=O)N1</chem>		<a href="http://biocyc.org/HUMAN/NEW-IMAGE?object=HYPOXANTHINE">http://biocyc.org/HUMAN/NEW-IMAGE?object=HYPOXANTHINE</a>
321	2591-98-2		INDOLE_ACETALDEHYDE	<chem>O=CCc1c[nH]c2ccccc12</chem>		<a href="http://biocyc.org/HUMAN/NEW-IMAGE?object=INDOLE_ACETALDEHYDE">http://biocyc.org/HUMAN/NEW-IMAGE?object=INDOLE_ACETALDEHYDE</a>
322	7782-44-7		OXYGEN-MOLECULE	<chem>O=O</chem>		<a href="http://biocyc.org/HUMAN/NEW-IMAGE?object=OXYGEN-MOLECULE">http://biocyc.org/HUMAN/NEW-IMAGE?object=OXYGEN-MOLECULE</a>
323	5801-57-0		ENOL-PHENYLPYRUVATE	<chem>O=C(O)C(O)=Cc1ccccc1</chem>		<a href="http://biocyc.org/HUMAN/NEW-IMAGE?object=ENOL-PHENYLPYRUVATE">http://biocyc.org/HUMAN/NEW-IMAGE?object=ENOL-PHENYLPYRUVATE</a>
324	156-06-9	EC Number: 2058471	PHENYL-PYRUVATE	<chem>O=C(O)C(=O)Cc1ccccc1</chem>		<a href="http://biocyc.org/HUMAN/NEW-IMAGE?object=PHENYL-PYRUVATE">http://biocyc.org/HUMAN/NEW-IMAGE?object=PHENYL-PYRUVATE</a>
325	3913-50-6		3-P-HYDROXYPYRUVATE	<chem>O=C(O)C(=O)COP(=O)(O)O</chem>		<a href="http://biocyc.org/HUMAN/NEW-IMAGE?object=3-P-HYDROXYPYRUVATE">http://biocyc.org/HUMAN/NEW-IMAGE?object=3-P-HYDROXYPYRUVATE</a>
326	2464-23-5		3-MERCAPTO-PYRUVATE	<chem>OC(=O)C(=O)CS</chem>		<a href="http://biocyc.org/HUMAN/NEW-IMAGE?object=3-MERCAPTO-PYRUVATE">http://biocyc.org/HUMAN/NEW-IMAGE?object=3-MERCAPTO-PYRUVATE</a>

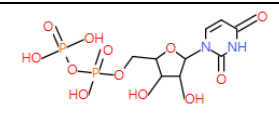
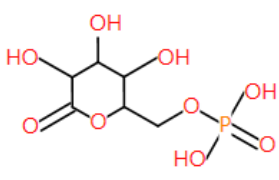
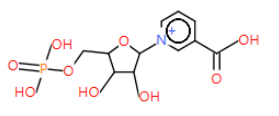
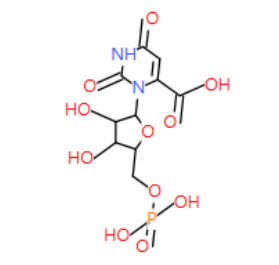
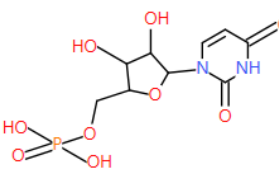
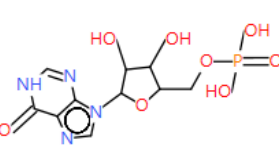
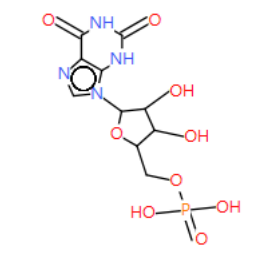
						
327			23-DIPHOSPHOGLYCERATE	<chem>OC(=O)C(COP(=O)(O)OP(=O)(O)O)O</chem>		<a href="http://biocyc.org/HUMAN/NEW-IMAGE?object=23-DIPHOSPHOGLYCERATE">http://biocyc.org/HUMAN/NEW-IMAGE?object=23-DIPHOSPHOGLYCERATE</a>
328	434-13-9		Lithocholic acid	<chem>C[C@H](CCC(O)=O)[C@H]1CC[C@H]2[C@@H]3CC[C@@H]4C[C@H](O)CC[C@]4(C)[C@H]3CC[C@]12C</chem>		Patlewicz, G., Jeliaskova, N., Safford, R., Worth, A., Aleksiev, B. An evaluation of the implementation of the Cramer classification scheme in the Toxtree software, SAR and QSAR Vol. 19:5-6. pp. 495-524. 2008
329	104-98-3		UROCANATE	<chem>O=C(O)C=CC1=CN=CN1</chem>		<a href="http://biocyc.org/HUMAN/NEW-IMAGE?object=UROCANATE">http://biocyc.org/HUMAN/NEW-IMAGE?object=UROCANATE</a>
330	298-12-4	2060585	GLYOX	<chem>OC(=O)C=O</chem>		<a href="http://biocyc.org/HUMAN/NEW-IMAGE?object=GLYOX">http://biocyc.org/HUMAN/NEW-IMAGE?object=GLYOX</a>
331	65-86-1	2006198	OROTATE	<chem>O=C(O)C1=C(C(=O)NC(=O)N1)</chem>		<a href="http://biocyc.org/HUMAN/NEW-IMAGE?object=OROTATE">http://biocyc.org/HUMAN/NEW-IMAGE?object=OROTATE</a>
332	155-54-4		DI-H-	<chem>OC(=O)C1CC(</chem>	<a href="http://biocyc.org/H">http://biocyc.org/H</a>	

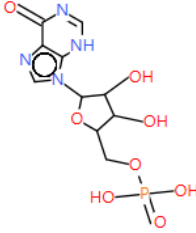
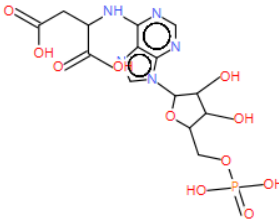
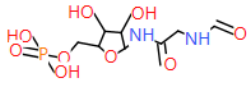
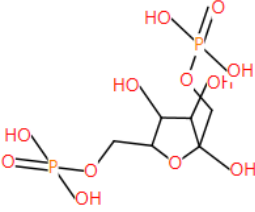
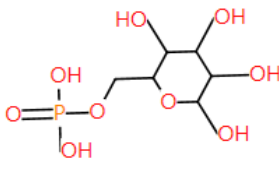
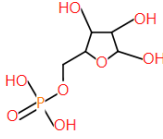
			OROTATE	<chem>=O)NC(=O)N1</chem>		<a href="http://uman.new-image?object=DI-H-OROTATE">UMAN/NEW-IMAGE?object=DI-H-OROTATE</a>
333	98-79-3	2027003	DI-H-OROTATE	<chem>OC(=O)C1CC(=O)N1</chem>		<a href="http://biocyc.org/HUMAN/NEW-IMAGE?object=DI-H-OROTATE">http://biocyc.org/HUMAN/NEW-IMAGE?object=DI-H-OROTATE</a>
334	2906-39-0		L-DELTA1-PYRROLINE_5-CARBOXYLATE	<chem>[H]C1(CCC=N1)C(=O)O</chem>		<a href="http://biocyc.org/HUMAN/NEW-IMAGE?object=L-DELTA1-PYRROLINE_5-CARBOXYLATE">http://biocyc.org/HUMAN/NEW-IMAGE?object=L-DELTA1-PYRROLINE_5-CARBOXYLATE</a>
335			CPD-7682	<chem>O=C(O)C1CC=CN1</chem>		<a href="http://biocyc.org/HUMAN/NEW-IMAGE?object=CPD-7682">http://biocyc.org/HUMAN/NEW-IMAGE?object=CPD-7682</a>
336	147-85-3		PROLINE	<chem>OC(=O)[C@H]1CCCN1</chem>		
337	89-00-9	2018748		<chem>OC(=O)c1ccnc1C(=O)O</chem>		
338	585-84-2		CIS-ACONITATE	<chem>O=C(O)C=C(CC(=O)O)C(=O)O</chem>		<a href="http://biocyc.org/HUMAN/NEW-IMAGE?object=CIS-ACONITATE">http://biocyc.org/HUMAN/NEW-IMAGE?object=CIS-ACONITATE</a>
339	328-42-7	2063298	CIS-ACONITATE	<chem>OC(=O)CC(=O)C(=O)O</chem>		<a href="http://biocyc.org/HUMAN/NEW-IMAGE?object=CIS-ACONITATE">http://biocyc.org/HUMAN/NEW-IMAGE?object=CIS-ACONITATE</a>

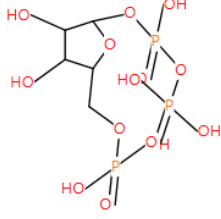
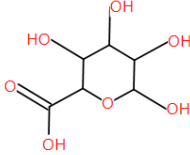
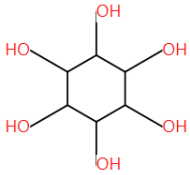
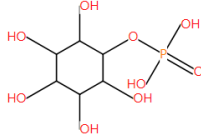
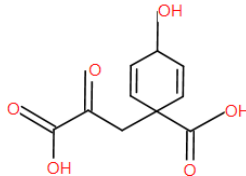
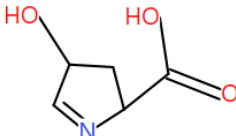
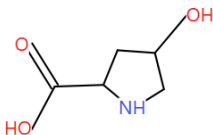
						<a href="#">S-ACONITATE</a>
340	77-92-9	201069 1	CIT	<chem>OC(=O)CC(O)(CC(O)=O)C(O)=O</chem>		<a href="http://biocyc.org/HUMAN/NEW-IMAGE?object=CIT">http://biocyc.org/HUMAN/NEW-IMAGE?object=CIT</a>
341	926-61-4		MALONATE-S-ALD	<chem>OC(=O)CC=O</chem>		<a href="http://biocyc.org/HUMAN/NEW-IMAGE?object=MALONATE-S-ALD">http://biocyc.org/HUMAN/NEW-IMAGE?object=MALONATE-S-ALD</a>
342	87-51-4	201748 2	INDOLE ACETATE_AUXIN	<chem>O=C(O)CC1=CNC2=CC=CC=C12</chem>		<a href="http://biocyc.org/HUMAN/NEW-IMAGE?object=INDOLE ACETATE_AUXIN">http://biocyc.org/HUMAN/NEW-IMAGE?object=INDOLE ACETATE_AUXIN</a>
343			HOMOGENTISATE	<chem>O=C(O)CC(=O)C=C(O)C=CC(=O)O</chem>		<a href="http://biocyc.org/HUMAN/NEW-IMAGE?object=HOMOGENTISATE">http://biocyc.org/HUMAN/NEW-IMAGE?object=HOMOGENTISATE</a>
344	102-32-9	203024 1	CPD-782	<chem>OC(=O)Cc1cc(O)c(O)c1</chem>		<a href="http://biocyc.org/HUMAN/NEW-IMAGE?object=CPD-782">http://biocyc.org/HUMAN/NEW-IMAGE?object=CPD-782</a>
345	328-50-7	206330 3	2-KETOGLUTARATE	<chem>O=C(O)CCC(=O)C(=O)O</chem>		<a href="http://biocyc.org/HUMAN/NEW-IMAGE?object=2-KETOGLUTARATE">http://biocyc.org/HUMAN/NEW-IMAGE?object=2-KETOGLUTARATE</a>
346	110-15-6	203740	SUC	<chem>O=C(O)CCC(=O)O</chem>		<a href="http://biocyc.org/H">http://biocyc.org/H</a>

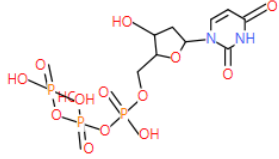
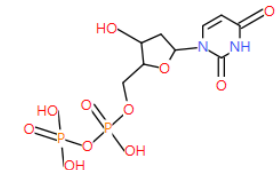
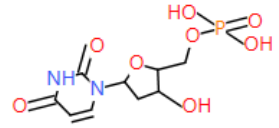
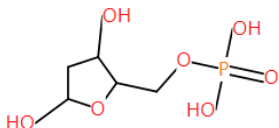
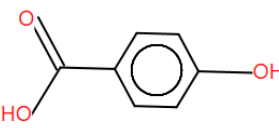
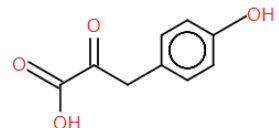
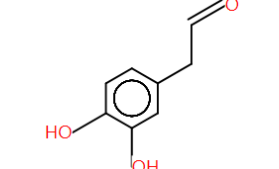
		4		=O)O		<a href="http://biocyc.org/HUMAN/NEW-IMAGE?object=SUCC">UMAN/NEW-IMAGE?object=SUCC</a>
347	692-29-5		SUCC-S-ALD	O=CCCC(=O)O		<a href="http://biocyc.org/HUMAN/NEW-IMAGE?object=SUCC-S-ALD">http://biocyc.org/HUMAN/NEW-IMAGE?object=SUCC-S-ALD</a>
348	17340-16-8		4-IMIDAZOLONE-5-PROPIONATE	OC(=O)CCC1N=CNC1=O		<a href="http://biocyc.org/HUMAN/NEW-IMAGE?object=4-IMIDAZOLONE-5-PROPIONATE">http://biocyc.org/HUMAN/NEW-IMAGE?object=4-IMIDAZOLONE-5-PROPIONATE</a>
349	3184-35-8		2K-ADIPATE	OC(=O)CCCC(=O)C(O)=O		<a href="http://biocyc.org/HUMAN/NEW-IMAGE?object=2K-ADIPATE">http://biocyc.org/HUMAN/NEW-IMAGE?object=2K-ADIPATE</a>
350	58-85-5		BIOTIN	OC(=O)CCCC1SCC2NC(=O)NC21		<a href="http://biocyc.org/HUMAN/NEW-IMAGE?object=BIOTIN">http://biocyc.org/HUMAN/NEW-IMAGE?object=BIOTIN</a>
351	320-77-4	2062823	THREO-DS-ISO-CITRATE	OC(C(CC(O)=O)C(O)=O)C(O)=O		<a href="http://biocyc.org/HUMAN/NEW-IMAGE?object=THREO-DS-ISO-CITRATE">http://biocyc.org/HUMAN/NEW-IMAGE?object=THREO-DS-ISO-CITRATE</a>
352	576-37-4	2094017	GLUCURONIC ACID	O[C@@H](C=O)[C@@H](O)[C@H](O)[C@H](O)C(O)=O		
353	1981-49-3		DPG	[H]C(O)(COP(=O)(O)O)C(=O)OP(=O)(O)O		<a href="http://biocyc.org/HUMAN/NEW-IMAGE?object=DPG">http://biocyc.org/HUMAN/NEW-IMAGE?object=DPG</a>
354	820-11-1		G3P	OC(COP(O)(O)=O)C(O)=O		<a href="http://biocyc.org/HUMAN/NEW-IMAGE?object=G3P">http://biocyc.org/HUMAN/NEW-IMAGE?object=G3P</a>

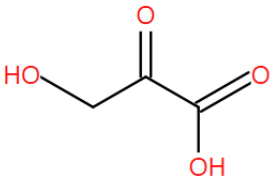
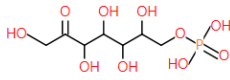
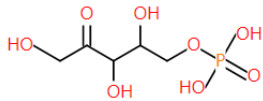
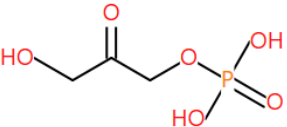
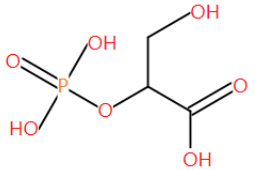
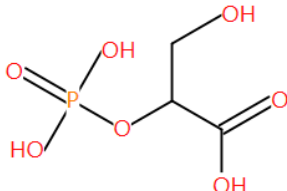
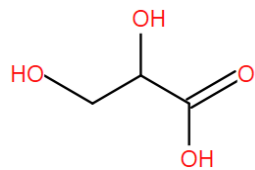
						
355			CPD-2961	<chem>OC(COP(O)(O)=O)C(O)C(O)C(O)C(O)=O</chem>		<a href="http://biocyc.org/HUMAN/NEW-IMAGE?object=CPD-2961">http://biocyc.org/HUMAN/NEW-IMAGE?object=CPD-2961</a>
356	585-18-2		ERYTHROSE-4P	<chem>OC(COP(O)(O)=O)C(O)C=O</chem>		<a href="http://biocyc.org/HUMAN/NEW-IMAGE?object=ERYTHROSE-4P">http://biocyc.org/HUMAN/NEW-IMAGE?object=ERYTHROSE-4P</a>
357	463-79-6		H2CO3	<chem>OC(O)=O</chem>		<a href="http://biocyc.org/HUMAN/NEW-IMAGE?object=H2CO3">http://biocyc.org/HUMAN/NEW-IMAGE?object=H2CO3</a>
358	64-18-6		FORMATE	<chem>OC=O</chem>		<a href="http://biocyc.org/HUMAN/NEW-IMAGE?object=FORMATE">http://biocyc.org/HUMAN/NEW-IMAGE?object=FORMATE</a>
359	2616-64-0		UDP-GLUCURONATE	<chem>OC1C(COP(O)(=O)OP(O)(=O)OC2OC(C(O)C2O)C(O)=O)OC(C1O)N1C=CC(=O)NC1=O</chem>		<a href="http://biocyc.org/HUMAN/NEW-IMAGE?object=UDP-GLUCURONATE">http://biocyc.org/HUMAN/NEW-IMAGE?object=UDP-GLUCURONATE</a>
360			Uridine triphosphate	<chem>O=C1C=CN(C(=O)N1)C2OC(COP(O)(=O)OP(O)(=O)OP(O)(O)=O)C(O)C2(O)</chem>		
361			Uridine diphosphate	<chem>OC1C(COP(O)(=O)OP(O)(O)=O)OC(C1O)</chem>		

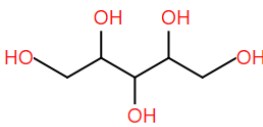
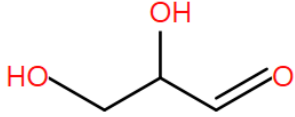
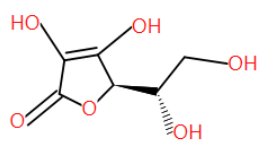
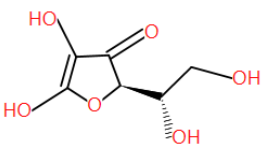
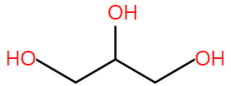
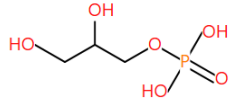
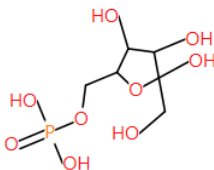
				<chem>N1C=CC(=O)NC1=O</chem>		
362	2641-81-8		D-6-P-GLUCONO-DELTA-LACTONE	<chem>OC1C(O)C(COP(O)(O)=O)OC(=O)C1O</chem>		<a href="http://biocyc.org/HUMAN/NEW-IMAGE?object=D-6-P-GLUCONO-DELTA-LACTONE">http://biocyc.org/HUMAN/NEW-IMAGE?object=D-6-P-GLUCONO-DELTA-LACTONE</a>
363	321-02-8		NICOTINATE_NUCLEOTIDE	<chem>OC1C(COP(O)(O)=O)OC(C1O)[n+]1cccc(c1)C(=O)=O</chem>		<a href="http://biocyc.org/HUMAN/NEW-IMAGE?object=NICOTINATE_NUCLEOTIDE">http://biocyc.org/HUMAN/NEW-IMAGE?object=NICOTINATE_NUCLEOTIDE</a>
364	2149-82-8		OROTIDINE-5-PHOSPHATE	<chem>OC1C(O)C(OC1COP(O)(O)=O)N1C(=O)NC(=O)C=C1C(O)=O</chem>		<a href="http://biocyc.org/HUMAN/NEW-IMAGE?object=OROTIDINE-5-PHOSPHATE">http://biocyc.org/HUMAN/NEW-IMAGE?object=OROTIDINE-5-PHOSPHATE</a>
365			Uridine monophosphate	<chem>O=C1C=CN(C(=O)N1)C2OC(COP(O)(O)=O)C(O)C2(O)</chem>		
366	131-99-7		IMP	<chem>OC1C(COP(O)(O)=O)OC(C1O)n1cnc2C(=O)NC=Nc21</chem>		<a href="http://biocyc.org/HUMAN/NEW-IMAGE?object=IMP">http://biocyc.org/HUMAN/NEW-IMAGE?object=IMP</a>
367			XANTHOSINE-5-PHOSPHATE	<chem>OC1C(COP(O)(O)=O)OC(C1O)n1cnc2C(=O)NC(=O)Nc21</chem>		<a href="http://biocyc.org/HUMAN/NEW-IMAGE?object=XANTHOSINE-5-PHOSPHATE">http://biocyc.org/HUMAN/NEW-IMAGE?object=XANTHOSINE-5-PHOSPHATE</a>
368	131-99-7		IMP_2	<chem>OC1C(COP(O)(O)=O)OC(C</chem>		<a href="http://biocyc.org/HUMAN/NEW-">http://biocyc.org/HUMAN/NEW-</a>

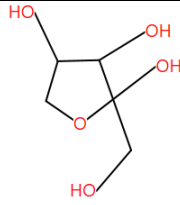
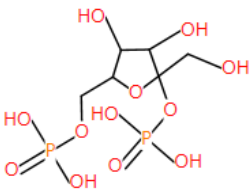
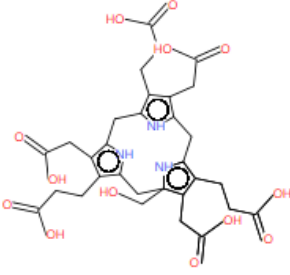
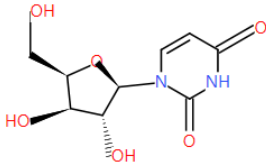
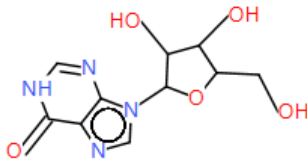
				<chem>1O)n1cnc2C(=O)N=CNc21</chem>		<a href="#">IMAGE?object=IMP</a>
369	19240-42-7		ADENYLOSUCC	<chem>OC1C(COP(O)(O)=O)OC(C1O)n1cnc2c(NC(CC(O)=O)C(O)=O)ncnc21</chem>		<a href="http://biocyc.org/HUMAN/NEW-IMAGE?object=ADENYLOSUCC">http://biocyc.org/HUMAN/NEW-IMAGE?object=ADENYLOSUCC</a>
370			5-P-RIBOSYL-N-FORMYLGLYCINEAMIDE	<chem>OC1C(O)C(NC(=O)CNC=O)OC1COP(O)(O)=O</chem>		<a href="http://biocyc.org/HUMAN/NEW-IMAGE?object=5-P-RIBOSYL-N-FORMYLGLYCINEAMIDE">http://biocyc.org/HUMAN/NEW-IMAGE?object=5-P-RIBOSYL-N-FORMYLGLYCINEAMIDE</a>
371	488-69-7		FRUCTOSE-16-DIPHOSPHATE	<chem>OC1C(O)C(O)(COP(O)(O)=O)OC1COP(O)(O)=O</chem>		<a href="http://biocyc.org/HUMAN/NEW-IMAGE?object=FRUCTOSE-16-DIPHOSPHATE">http://biocyc.org/HUMAN/NEW-IMAGE?object=FRUCTOSE-16-DIPHOSPHATE</a>
372	3672-15-9		MANNOSE-6P	<chem>OC1OC(COP(O)(O)=O)C(O)C(O)C1O</chem>		<a href="http://biocyc.org/HUMAN/NEW-IMAGE?object=MANNOSE-6P">http://biocyc.org/HUMAN/NEW-IMAGE?object=MANNOSE-6P</a>
373	4300-28-1		RIBOSE-5P	<chem>OC1OC(COP(O)(O)=O)C(O)C1O</chem>		<a href="http://biocyc.org/HUMAN/NEW-IMAGE?object=RIBOSE-5P">http://biocyc.org/HUMAN/NEW-IMAGE?object=RIBOSE-5P</a>
374	13270-65-0		PRPP	<chem>OC1C(O)C(OC1COP(O)(O)=O)OP(O)(=O)OP(O)(O)=O</chem>		<a href="http://biocyc.org/HUMAN/NEW-IMAGE?object=PRPP">http://biocyc.org/HUMAN/NEW-IMAGE?object=PRPP</a>

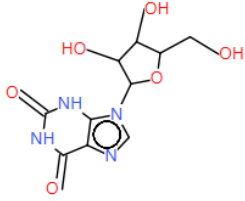
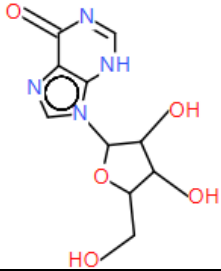
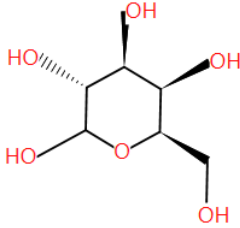
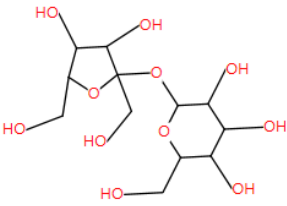
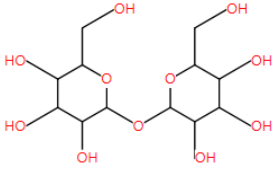
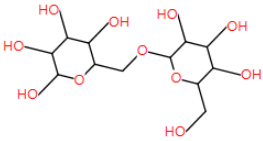
						
375	576-37-4		GLUCURONATE	<chem>OC1OC(C(O)C(O)C1O)C(=O)O</chem>		<a href="http://biocyc.org/HUMAN/NEW-IMAGE?object=GLUCURONATE">http://biocyc.org/HUMAN/NEW-IMAGE?object=GLUCURONATE</a>
376	87-89-8		MYO-INOSITOL	<chem>OC1C(O)C(O)C(O)C(O)C1O</chem>		<a href="http://biocyc.org/HUMAN/NEW-IMAGE?object=MYO-INOSITOL">http://biocyc.org/HUMAN/NEW-IMAGE?object=MYO-INOSITOL</a>
377	46495-39-0		D-MYO-INOSITOL-4-PHOSPHATE	<chem>OC1C(O)C(O)C(OP(O)(O)O)C(O)C1O</chem>		
378	126-49-8		PREPHENATE	<chem>OC1C=CC(CC(=O)C(O)O)(C=C1)C(O)O</chem>		<a href="http://biocyc.org/HUMAN/NEW-IMAGE?object=PREPHENATE">http://biocyc.org/HUMAN/NEW-IMAGE?object=PREPHENATE</a>
379			PYRROLINE-HYDROXY-CARBOXYLATE	<chem>OC1CC(N=C1)C(=O)O</chem>		<a href="http://biocyc.org/HUMAN/NEW-IMAGE?object=PYRROLINE-HYDROXY-CARBOXYLATE">http://biocyc.org/HUMAN/NEW-IMAGE?object=PYRROLINE-HYDROXY-CARBOXYLATE</a>
380	51-35-4		L-4-HYDROXY-PROLINE	<chem>OC1CNC(C1)C(=O)O</chem>		<a href="http://biocyc.org/HUMAN/NEW-IMAGE?object=L-4-HYDROXY-PROLINE">http://biocyc.org/HUMAN/NEW-IMAGE?object=L-4-HYDROXY-PROLINE</a>
381			Deoxyuridine	<chem>OC1CC(OC1C</chem>		

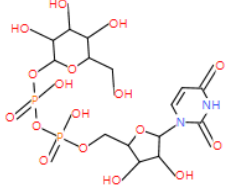
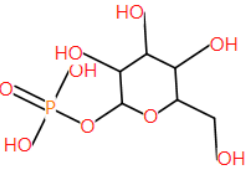
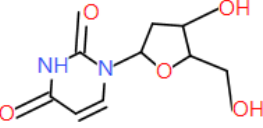
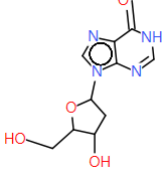
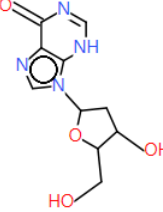
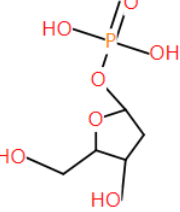
			triphosphate	<chem>OP(O)(=O)OP(O)(=O)OP(O)(=O)N1C=CC(=O)NC1=O</chem>		
382			Deoxyuridine diphosphate	<chem>OC1CC(OC1COP(O)(=O)OP(O)(O)=O)N1C=CC(=O)NC1=O</chem>		
383			Deoxyuridine monophosphate	<chem>c1cn(c(=O)nc1O)[C@H]2C[C@@H]([C@H](O2)COP(=O)(O)O)O</chem>	 <p>The structure is presented in the list of 427 predefined chemicals assumed as normal constituent of the body or an optical isomer of such.</p>	
384	102916-66-5		DEOXY-RIBOSE-5P	<chem>OC1CC(O)C(COP(O)(O)=O)O1</chem>		<a href="http://biocyc.org/HUMAN/NEW-IMAGE?object=DEOXY-RIBOSE-5P">http://biocyc.org/HUMAN/NEW-IMAGE?object=DEOXY-RIBOSE-5P</a>
385	99-96-7	2028049	4-hydroxybenzoate	<chem>OC(=O)c1ccc(O)cc1</chem>		<a href="http://biocyc.org/HUMAN/NEW-IMAGE?object=4-hydroxybenzoate">http://biocyc.org/HUMAN/NEW-IMAGE?object=4-hydroxybenzoate</a>
386	156-39-8	2058529	P-HYDROXY-PHENYLPYRUVATE	<chem>OC(=O)C(=O)Cc1ccc(O)cc1</chem>		<a href="http://biocyc.org/HUMAN/NEW-IMAGE?object=P-HYDROXY-PHENYLPYRUVATE">http://biocyc.org/HUMAN/NEW-IMAGE?object=P-HYDROXY-PHENYLPYRUVATE</a>
387			34-DIHYDROXY PHENYLACETALDEHYDE	<chem>Oc1ccc(CC=O)cc1O</chem>		

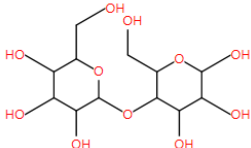

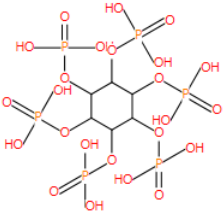
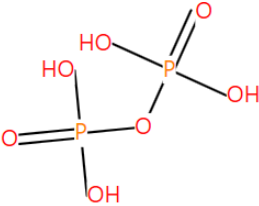
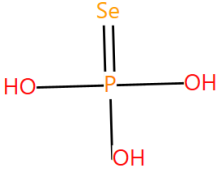
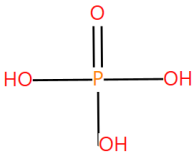
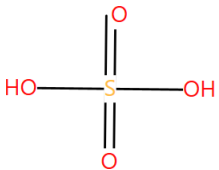
388	1113-60-6		OH-PYR	$\text{OCC(=O)C(O)=O}$		<a href="http://biocyc.org/HUMAN/NEW-IMAGE?object=OH-PYR">http://biocyc.org/HUMAN/NEW-IMAGE?object=OH-PYR</a>
389	2646-35-7		D-SEDOHEPTULOSE-7-P	$\text{OCC(=O)C(O)C(O)C(O)COP(O)(O)=O}$		<a href="http://biocyc.org/HUMAN/NEW-IMAGE?object=D-SEDOHEPTULOSE-7-P">http://biocyc.org/HUMAN/NEW-IMAGE?object=D-SEDOHEPTULOSE-7-P</a>
390	60802-29-1		XYLULOSE-5-PHOSPHATE	$\text{OCC(=O)C(O)C(O)COP(O)(O)=O}$		<a href="http://biocyc.org/HUMAN/NEW-IMAGE?object=XYLULOSE-5-PHOSPHATE">http://biocyc.org/HUMAN/NEW-IMAGE?object=XYLULOSE-5-PHOSPHATE</a>
391	57-04-5	2003087	DIHYDROXYACETONE-PHOSPHATE	$\text{OCC(=O)COP(O)(O)=O}$		<a href="http://biocyc.org/HUMAN/NEW-IMAGE?object=DIHYDROXYACETONE-PHOSPHATE">http://biocyc.org/HUMAN/NEW-IMAGE?object=DIHYDROXYACETONE-PHOSPHATE</a>
392	2553-59-5		2-PG	$\text{OCC(OP(O)(O)=O)C(O)=O}$		<a href="http://biocyc.org/HUMAN/NEW-IMAGE?object=2-PG">http://biocyc.org/HUMAN/NEW-IMAGE?object=2-PG</a>
393	79-14-1	2011805	GLYCOLLATE	$\text{OCC(=O)O}$		<a href="http://biocyc.org/HUMAN/NEW-IMAGE?object=GLYCOLLATE">http://biocyc.org/HUMAN/NEW-IMAGE?object=GLYCOLLATE</a>
394	6000-40-4		GLYCERATE	$[\text{H}]\text{C(O)(CO)C(=O)O}$		<a href="http://biocyc.org/HUMAN/NEW-IMAGE?object=GLYCERATE">http://biocyc.org/HUMAN/NEW-IMAGE?object=GLYCERATE</a>

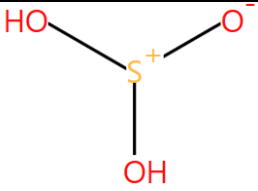
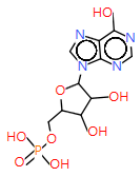
395	87-99-0		XYLITOL	<chem>OCC(O)C(O)C(O)CO</chem>		<a href="http://biocyc.org/HUMAN/NEW-IMAGE?object=XYLITOL">http://biocyc.org/HUMAN/NEW-IMAGE?object=XYLITOL</a>
396	367-47-5		GLYCERALD	<chem>OCC(O)C=O</chem>		<a href="http://biocyc.org/HUMAN/NEW-IMAGE?object=GLYCERALD">http://biocyc.org/HUMAN/NEW-IMAGE?object=GLYCERALD</a>
397	50-81-7		ASCORBIC ACID	<chem>OC[C@H](O)[C@H]1OC(=O)C(O)=C1O</chem>		
398	50-81-7	2000662	ASCORBATE	<chem>[H]C(O)(CO)C1([H])(OC(O)=C(O)C1(=O))</chem>		<a href="http://biocyc.org/HUMAN/NEW-IMAGE?object=ASCORBATE">http://biocyc.org/HUMAN/NEW-IMAGE?object=ASCORBATE</a>
399	56-81-5	2002895	GLYCEROL	<chem>OCC(O)CO</chem>		<a href="http://biocyc.org/HUMAN/NEW-IMAGE?object=GLYCEROL">http://biocyc.org/HUMAN/NEW-IMAGE?object=GLYCEROL</a>
400	57-03-4	2003071	GLYCEROL-3P	<chem>[H]C(O)(CO)COP(=O)(O)O</chem>		<a href="http://biocyc.org/HUMAN/NEW-IMAGE?object=GLYCEROL-3P">http://biocyc.org/HUMAN/NEW-IMAGE?object=GLYCEROL-3P</a>
401	643-13-0		FRUCTOSE-6P	<chem>OCC1(O)OC(COP(O)(O)=O)C(O)C1O</chem>		<a href="http://biocyc.org/HUMAN/NEW-IMAGE?object=FRUCTOSE-6P">http://biocyc.org/HUMAN/NEW-IMAGE?object=FRUCTOSE-6P</a>
402	551-84-8		D-XYLULOSE	<chem>[H]C1(O)(CO)C(O)(CO)C1([H])(O)</chem>		<a href="http://biocyc.org/HUMAN/NEW-IMAGE?object=D-XYLULOSE">http://biocyc.org/HUMAN/NEW-IMAGE?object=D-XYLULOSE</a>

						
403			CPD-535	<chem>[H]C1(O)(C([H])(O)C(CO)OC1([H])(CO)P(=O)(O)O)OP(=O)(O)O)</chem>		<a href="http://biocyc.org/HUMAN/NEW-IMAGE?object=CPD-535">http://biocyc.org/HUMAN/NEW-IMAGE?object=CPD-535</a>
404	73023-76-4		HYDROXYMETHYLBILANE	<chem>OCC=4NC(CC=3NC(CC=2NC(CC=1NC=C(CCC(=O)O)C=1(CC(=O)O))=C(CCC(=O)O)C=2(CC(=O)O))=C(CCC(=O)O)C=3(CC(=O)O))=C(CC(=O)O)C=4(CC(=O)O)</chem>		<a href="http://biocyc.org/HUMAN/NEW-IMAGE?object=HYDROXYMETHYLBILANE">http://biocyc.org/HUMAN/NEW-IMAGE?object=HYDROXYMETHYLBILANE</a>
405	58-96-8	004075	URIDINE	<chem>OC[C@H]1O[C@@H](N2C=CC(=O)NC2=O)[C@H](O)[C@@H]1O</chem>		
406	58-63-9		INOSINE	<chem>[H]C3(CO)(OC([H])(N2C=NC=1C(=O)NC=C=12)C([H])(O)C3([H])(O))</chem>		<a href="http://biocyc.org/HUMAN/NEW-IMAGE?object=INOSINE">http://biocyc.org/HUMAN/NEW-IMAGE?object=INOSINE</a>
407	146-80-5		XANTHOSINE	<chem>[H]C3(CO)(OC([H])(N2C=NC(=O)NC=12)C([H])(O)C3([H])(O))</chem>		<a href="http://biocyc.org/HUMAN/NEW-IMAGE?object=XANTHOSINE">http://biocyc.org/HUMAN/NEW-IMAGE?object=XANTHOSINE</a>

						
408	58-63-9		INOSINE_2	<chem>[H]C3(CO)(OC([H])(N2C=NC=1C(=O)N=CNC=12)C([H])(O)C3([H])(O))</chem>		
409	50-99-7		D-GLUCOSE	<chem>OC[C@H]1OC(O)[C@H](O)[C@@H](O)[C@H]1O</chem>		
410	57-50-1		SUCROSE	<chem>[H]C2(O)(C([H])(O)C([H])(CO)OC([H])(OC1(CO)(OC([H])(CO)C([H])(O)C1([H])(O)))C2([H])(O))</chem>		<a href="http://biocyc.org/HUMAN/NEW-IMAGE?object=SUCROSE">http://biocyc.org/HUMAN/NEW-IMAGE?object=SUCROSE</a>
411	99-20-7		TREHALOSE	<chem>[H]C2(O)(C([H])(O)C([H])(CO)OC([H])(OC1([H])(OC([H])(CO)C([H])(O)C1([H])(O)))C2([H])(O))</chem>		<a href="http://biocyc.org/HUMAN/NEW-IMAGE?object=TREHALOSE">http://biocyc.org/HUMAN/NEW-IMAGE?object=TREHALOSE</a>
412	585-99-9		MELIBIOSE	<chem>[H]C2(O)(C(O)OC([H])(COC1([H])(OC([H])(CO)C([H])(O)C1([H])(O)))C([H])(O)C2([H])(O))</chem>		<a href="http://biocyc.org/HUMAN/NEW-IMAGE?object=MELIBIOSE">http://biocyc.org/HUMAN/NEW-IMAGE?object=MELIBIOSE</a>
413	2956-16-3		UDP-	<chem>OCC1OC(OP(</chem>		<a href="http://biocyc.org/H">http://biocyc.org/H</a>

			GALACTOSE	<chem>O)(=O)OP(O)(=O)OCC2OC(C(O)C2O)N2C=CC(=O)NC2=O)C(O)C(O)C1O</chem>		<a href="http://uman.new-image?object=UDP-GALACTOSE">UMAN/NEW-IMAGE?object=UDP-GALACTOSE</a>
414	2255-14-3		GALACTOSE-1P	<chem>[H]C1(O)(C([H])(O)C([H])(CO)OC([H])(OP(=O)(O)O)C1([H])(O))</chem>		<a href="http://biocyc.org/HUMAN/NEW-IMAGE?object=GalACTOSE-1P">http://biocyc.org/HUMAN/NEW-IMAGE?object=GalACTOSE-1P</a>
415	951-78-0		DEOXYURIDINE	<chem>[H]C1(O)(CC([H])(OC1([H])(CO))N2C=CC(=O)NC2(=O))</chem>		<a href="http://biocyc.org/HUMAN/NEW-IMAGE?object=DEOXYURIDINE">http://biocyc.org/HUMAN/NEW-IMAGE?object=DEOXYURIDINE</a>
416	890-38-0		DEOXYINOSINE	<chem>[H]C1(O)(CC([H])(OC1([H])(CO))N3C=NC=2C(=O)NC=NC=23)</chem>		<a href="http://biocyc.org/HUMAN/NEW-IMAGE?object=DEOXYINOSINE">http://biocyc.org/HUMAN/NEW-IMAGE?object=DEOXYINOSINE</a>
417	890-38-0		DEOXYINOSINE_2	<chem>[H]C1(O)(CC([H])(OC1([H])(CO))N3C=NC=2C(=O)N=CNC=23)</chem>		<a href="http://biocyc.org/HUMAN/NEW-IMAGE?object=DEOXYINOSINE">http://biocyc.org/HUMAN/NEW-IMAGE?object=DEOXYINOSINE</a>
418	17210-42-3		DEOXY-RIBOSE-1P	<chem>[H]C1(O)(CC(OC1([H])(CO)OP(=O)(O)O)</chem>		<a href="http://biocyc.org/HUMAN/NEW-IMAGE?object=DEOXY-RIBOSE-1P">http://biocyc.org/HUMAN/NEW-IMAGE?object=DEOXY-RIBOSE-1P</a>
419	69-79-4		MALTOSE	<chem>[H]C2(O)(C(O)OC([H])(CO)C([H])(OC1([H])(OC([H])(CO)C([H])(O)C([H])(O)C1([H]</chem>		<a href="http://biocyc.org/HUMAN/NEW-IMAGE?object=MALTOSE">http://biocyc.org/HUMAN/NEW-IMAGE?object=MALTOSE</a>

				<chem>(O))C2([H](O))</chem>		
420	7722-84-1		HYDROGEN-PEROXIDE	<chem>OO</chem>		<a href="http://biocyc.org/HUMAN/NEW-IMAGE?object=HYDROGEN-PEROXIDE">http://biocyc.org/HUMAN/NEW-IMAGE?object=HYDROGEN-PEROXIDE</a>
421			MI-HEXAKISPHOSPHATE	<chem>O=P(O)(O)OC1C(OP(=O)(O)O)C(OP(=O)(O)O)C(OP(=O)(O)O)C(OP(=O)(O)O)C1(O)P(=O)(O)O</chem>		<a href="http://biocyc.org/HUMAN/NEW-IMAGE?object=MI-HEXAKISPHOSPHATE">http://biocyc.org/HUMAN/NEW-IMAGE?object=MI-HEXAKISPHOSPHATE</a>
422	2466-09-3	2195740	PPI	<chem>OP(=O)(O)OP(=O)(O)O</chem>		<a href="http://biocyc.org/HUMAN/NEW-IMAGE?object=PPI">http://biocyc.org/HUMAN/NEW-IMAGE?object=PPI</a>
423	16561-29-8		SEPO3	<chem>OP(O)(O)=[Se]</chem>		<a href="http://biocyc.org/HUMAN/NEW-IMAGE?object=SEPO3">http://biocyc.org/HUMAN/NEW-IMAGE?object=SEPO3</a>
424	14265-44-2		Pi	<chem>OP(=O)(O)O</chem>		<a href="http://biocyc.org/HUMAN/NEW-IMAGE?object=Pi">http://biocyc.org/HUMAN/NEW-IMAGE?object=Pi</a>
425	14808-79-8		SULFATE	<chem>OS(=O)(=O)O</chem>		<a href="http://biocyc.org/HUMAN/NEW-IMAGE?object=SULFATE">http://biocyc.org/HUMAN/NEW-IMAGE?object=SULFATE</a>
426	7782-99-2	231973	SO3	<chem>O[S+](O)[O-]</chem>		<a href="http://biocyc.org/H">http://biocyc.org/H</a>

		1				<a href="https://uman.new-image?object=S03">UMAN/NEW-IMAGE?object=S03</a>
427	131-99-7		Inosine monophosphate	<chem>OC1C(COP(O)(O)=O)OC(C1O)n1cnc2c(O)ncnc12</chem>		<a href="https://www.tandfonline.com/doi/abs/10.1080/10629360802083871">https://www.tandfonline.com/doi/abs/10.1080/10629360802083871</a>