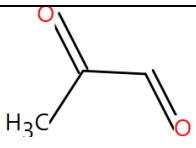
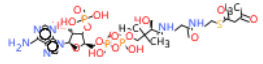
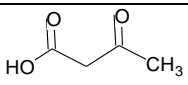
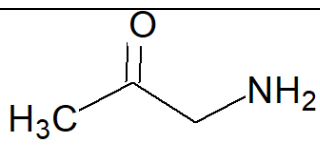
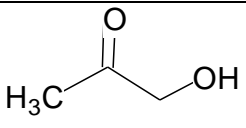
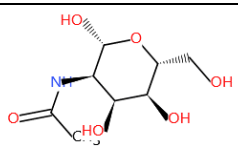
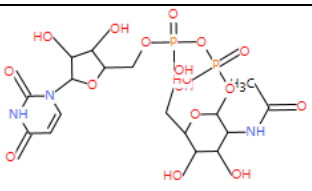


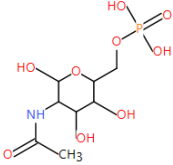
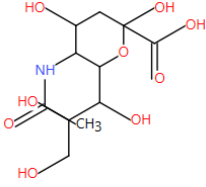
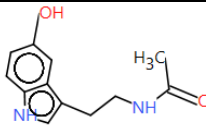
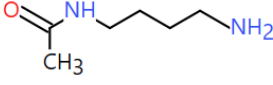
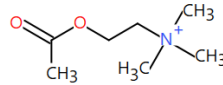
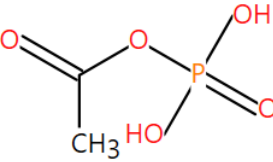
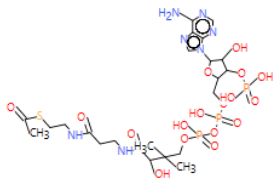
## Appendix I. R1 Inventory

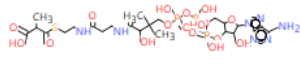
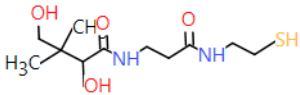
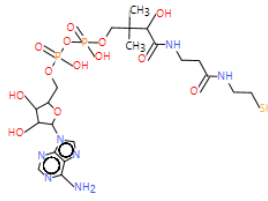
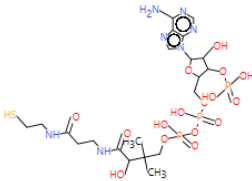
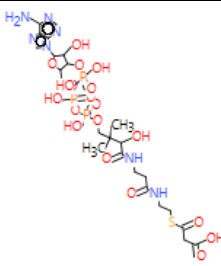
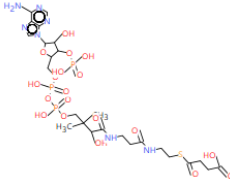
List with 425 predefined chemicals included in the definition of R1:

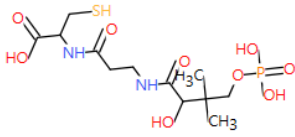
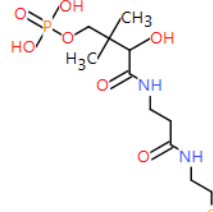
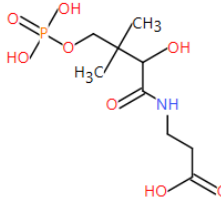
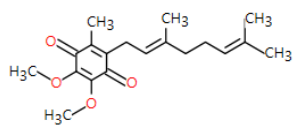
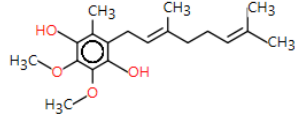
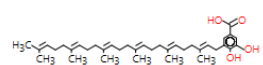
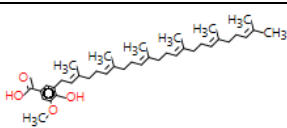
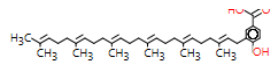
*“Is the substance a normal constituent of the body (F) or an optical isomer of such?”*

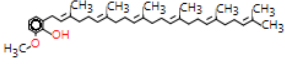
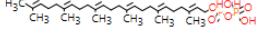
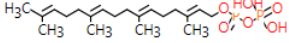
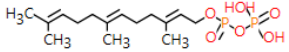
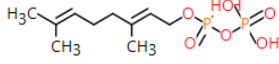
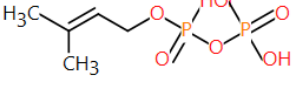
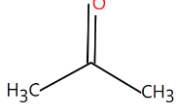
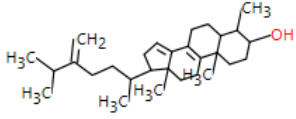
#	CAS #	EC #	Chemical name	SMILES	Structure	Reference source
1	7783-07-5	231-978-9	Hydrogen selenide	[SeH2]	$H_2Se$	<a href="https://biocyc.org/compound?orgid=HUMAN&amp;id=CPD-678">https://biocyc.org/compound?orgid=HUMAN&amp;id=CPD-678</a>
2	630-08-0	211-128-3	Carbon monoxide	[C-]#[O+]	$\overset{-}{C}\equiv\overset{+}{O}$	<a href="http://biocyc.org/HUMAN/NEW-IMAGE?object=CARBON-MONOXIDE">http://biocyc.org/HUMAN/NEW-IMAGE?object=CARBON-MONOXIDE</a>
3	73-89-2		Phosphoenolpyruvate	OC(=O)C(=C)OP(O)([O-])=O		<a href="https://biocyc.org/compound?orgid=HUMAN&amp;id=PHOSPHO-ENOL-PYRUVATE">https://biocyc.org/compound?orgid=HUMAN&amp;id=PHOSPHO-ENOL-PYRUVATE</a>
4	50-00-0	2000018	Formaldehyde	C=O		<a href="http://biocyc.org/HUMAN/NEW-IMAGE?object=FORMALDEHYDE">http://biocyc.org/HUMAN/NEW-IMAGE?object=FORMALDEHYDE</a>
5			DELTA3-ISOPENTENYL-PP	CC(=C)CCOP(=O)(O)OP(=O)(O)O		<a href="http://biocyc.org/HUMAN/NEW-IMAGE?object=DELTA3-ISOPENTENYL-PP">http://biocyc.org/HUMAN/NEW-IMAGE?object=DELTA3-ISOPENTENYL-PP</a>
6			AMINO-OXOBUT	CC(=O)C(N)C(O)=O		<a href="http://biocyc.org/HUMAN/NEW-IMAGE?object=AMINO-OXOBUT">http://biocyc.org/HUMAN/NEW-IMAGE?object=AMINO-OXOBUT</a>
7	127-17-3	2048243	Pyruvate	CC(O)C(O)=O		<a href="http://biocyc.org/HUMAN/NEW-IMAGE?object=PYRUVATE">http://biocyc.org/HUMAN/NEW-IMAGE?object=PYRUVATE</a>

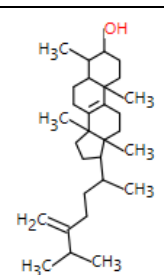
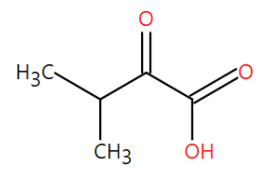
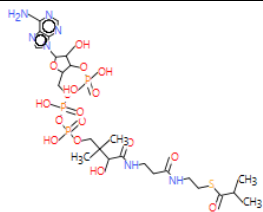
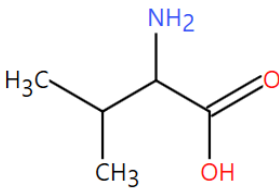
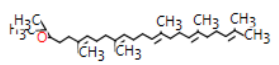
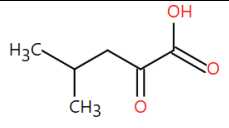
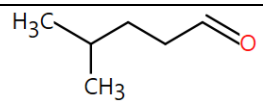
						<a href="http://biocyc.org/HUMAN/NEW-IMAGE?object=METHYL-GLYOXAL">E</a>
8	78-98-8	2011648	METHYL-GLYOXAL	CC(=O)C=O		<a href="http://biocyc.org/HUMAN/NEW-IMAGE?object=METHYL-GLYOXAL">http://biocyc.org/HUMAN/NEW-IMAGE?object=METHYL-GLYOXAL</a>
9	1420-36-6	2158159	Acetoacetyl-CoA	[H]C3(COP(=O)(O)OP(=O)(O)OCC(C)(C)C(O)C(=O)NCCC(=O)NCCSC(=O)CC(C)=O)(OC([H])(N2C=NC=1C(N)=NC=NC=12)C([H])(O)C3([H])(OP(=O)(O)O))		<a href="http://biocyc.org/HUMAN/NEW-IMAGE?object=ACETOACETYL-COA">http://biocyc.org/HUMAN/NEW-IMAGE?object=ACETOACETYL-COA</a>
10	541-50-4		3-Ketobutyrate	CC(=O)CC(=O)O		<a href="http://biocyc.org/HUMAN/NEW-IMAGE?object=3-KETOBUTYRATE">http://biocyc.org/HUMAN/NEW-IMAGE?object=3-KETOBUTYRATE</a>
11	298-08-8		Amino-acetone	CC(=O)CN		<a href="http://biocyc.org/HUMAN/NEW-IMAGE?object=AMINO-ACETONE">http://biocyc.org/HUMAN/NEW-IMAGE?object=AMINO-ACETONE</a>
12	116-09-6	204-124-8	Acetol	CC(=O)CO		<a href="http://biocyc.org/HUMAN/NEW-IMAGE?object=ACETOL">http://biocyc.org/HUMAN/NEW-IMAGE?object=ACETOL</a>
13	31022-50-1		Acetylgalactosamine	CC(=O)N[C@H]1C(O)O[C@@H](CO)[C@H](O)[C@@H]1O		<a href="http://biocyc.org/HUMAN/NEW-IMAGE?object=CPD-3604">http://biocyc.org/HUMAN/NEW-IMAGE?object=CPD-3604</a>
14	528-04-1		UDP-N-Acetyl-D-Glucosamine	CC(=O)NC1C(O)C(O)C(CO)OC1OP(O)(=O)OP(O)(=O)OCC1OC(C(O)C1O)N1C=CC(=O)NC1=O		<a href="http://biocyc.org/HUMAN/NEW-IMAGE?object=UDP-N-ACETYL-D-GLUCOSAMINE">http://biocyc.org/HUMAN/NEW-IMAGE?object=UDP-N-ACETYL-D-GLUCOSAMINE</a>

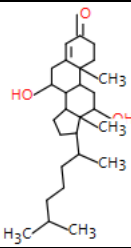
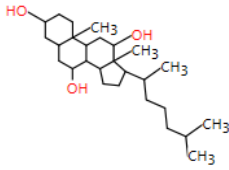
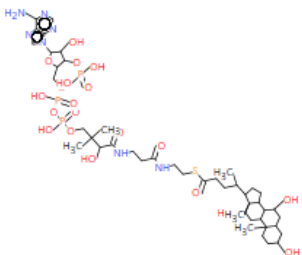
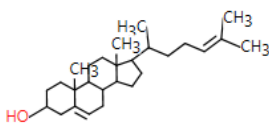
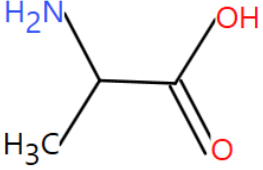
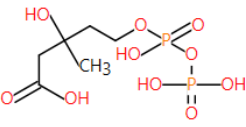
15	102029-88-9		N-ACETYL-D-GLUCOSAMINE-6-P	<chem>CC(=O)NC1C(O)OC(COP(O)(O)=O)C(O)C1O</chem>		<a href="http://biochem.org/HUMAN/NEW-IMAGE?object=N-ACETYL-D-GLUCOSAMINE-6-P">http://biochem.org/HUMAN/NEW-IMAGE?object=N-ACETYL-D-GLUCOSAMINE-6-P</a>
16	131-48-6		N-ACETYLNEURAMINATE	<chem>CC(=O)NC1C(O)CC(O)(OC1C(O)C(O)CO)C(O)=O</chem>		<a href="http://biochem.org/HUMAN/NEW-IMAGE?object=N-ACETYLNEURAMINATE">http://biochem.org/HUMAN/NEW-IMAGE?object=N-ACETYLNEURAMINATE</a>
17	1210-83-9		N-Acetylserotonin	<chem>CC(=O)NCCc1c[nH]c2ccc(O)cc12</chem>		<a href="https://biochem.org/compound?orgid=HUMAN&amp;id=N-ACETYL-SEROTONIN">https://biochem.org/compound?orgid=HUMAN&amp;id=N-ACETYL-SEROTONIN</a>
18	18233-70-0		CPD-569	<chem>CC(=O)NCCCNC</chem>		<a href="https://biochem.org/compound?orgid=HUMAN&amp;id=CPD-569">https://biochem.org/compound?orgid=HUMAN&amp;id=CPD-569</a>
19	51-84-3		Acetylcholine	<chem>CC(=O)OCC[N+](C)(C)C</chem>		<a href="http://biochem.org/HUMAN/NEW-IMAGE?object=ACETYLCHOLINE">http://biochem.org/HUMAN/NEW-IMAGE?object=ACETYLCHOLINE</a>
20			L-Glutamate-5-P	<chem>CC(=O)OP(O)(O)=O</chem>		<a href="https://biochem.org/compound?orgid=HUMAN&amp;id=L-GLUTAMATE-5-P">https://biochem.org/compound?orgid=HUMAN&amp;id=L-GLUTAMATE-5-P</a>
21	72-89-9		Acetyl-CoA	<chem>CC(=O)SCCNC(=O)CCNC(=O)C(O)C(C)C(C)COP(O)(=O)OP(O)(=O)OCC1OC(C(O)C1OP(O)(O)=O)n1cnc2c(N)</chem>		<a href="https://biochem.org/compound?orgid=HUMAN&amp;id=ACETYL-COA">https://biochem.org/compound?orgid=HUMAN&amp;id=ACETYL-COA</a>

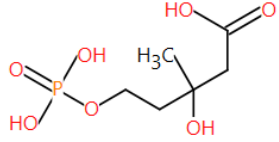
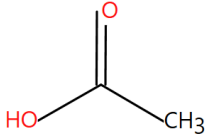
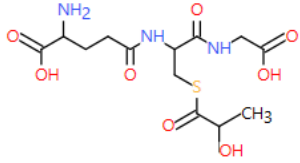
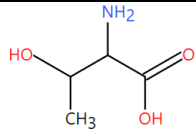
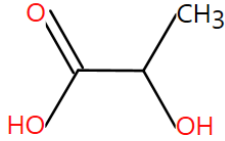
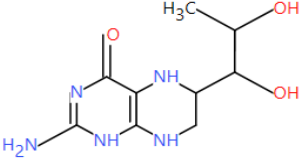
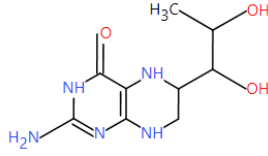
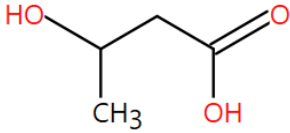

				nenc12		
22	104809-02-1		D-Methyl-malonyl-COA	<chem>CC(C(O)=O)C(=O)SCCNC(=O)CCNC(=O)C(O)C(C)(C)COP(O)(=O)OP(O)(=O)OCC1OC(C(O)C1O)P(O)(O)=O</chem> n1cnc2c(N)nenc12		<a href="https://biocyc.org/compound?orgid=HUMAN&amp;id=D-METHYL-MALONYL-COA">https://biocyc.org/compound?orgid=HUMAN&amp;id=D-METHYL-MALONYL-COA</a>
23	496-65-1		CPD-511	<chem>CC(C)(CO)C(O)C(=O)NCC(=O)NCCS</chem>		<a href="https://biocyc.org/compound?orgid=HUMAN&amp;id=CPD-511">https://biocyc.org/compound?orgid=HUMAN&amp;id=CPD-511</a>
24	3633-59-8		DEPHOSPHO-COA	<chem>CC(C)(COP(O)(=O)OP(O)(=O)OCC1OC(C(O)C1O)n1cnc2c(N)nenc12)C(O)C(=O)NCC(=O)NCCS</chem>		<a href="https://biocyc.org/compound?orgid=HUMAN&amp;id=DEPHOSPHO-COA">https://biocyc.org/compound?orgid=HUMAN&amp;id=DEPHOSPHO-COA</a>
25	85-61-0		CO-A	<chem>CC(C)(COP(O)(=O)OP(O)(=O)OCC1OC(C(O)C1OP(O)(O)=O)n1cnc2c(N)nenc21)C(O)C(=O)NCC(=O)NCCS</chem>		<a href="https://biocyc.org/compound?orgid=HUMAN&amp;id=CO-A">https://biocyc.org/compound?orgid=HUMAN&amp;id=CO-A</a>
26			MALONYL-COA	<chem>CC(C)(COP(O)(=O)OP(O)(=O)OCC1OC(C(O)C1OP(O)(O)=O)n1cnc2c(N)nenc12)C(O)C(=O)NCC(=O)NCCSC(=O)CC(O)=O</chem>		<a href="https://biocyc.org/compound?orgid=HUMAN&amp;id=MALONYL-COA">https://biocyc.org/compound?orgid=HUMAN&amp;id=MALONYL-COA</a>
27	604-98-8		SUC-COA	<chem>CC(C)(COP(O)(=O)OP(O)(=O)OCC1OC(C(O)C1OP(O)(O)=O)n1cnc2c(N)nenc12)C(O)C(=O)NCC(=O)NCCSC(=O)CCC(O)=O</chem>		<a href="https://biocyc.org/compound?orgid=HUMAN&amp;id=SUC-COA">https://biocyc.org/compound?orgid=HUMAN&amp;id=SUC-COA</a>

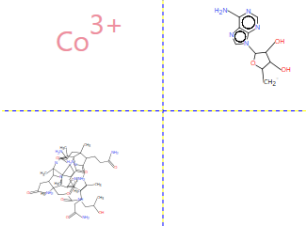
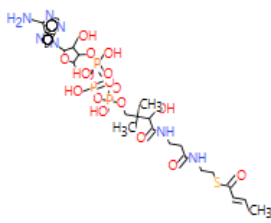
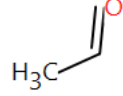
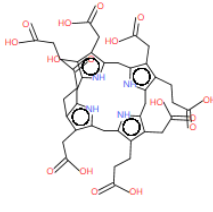
				O		
28			R-4-PHOSPHOPANTOTHENYL-L-CYSTEINE	<chem>CC(C)(COP(=O)(O)=O)C(O)C(=O)NCCC(=O)NC(CS)C(O)=O</chem>		<a href="https://biocyc.org/compound?orgid=HUMAN&amp;id=R-4-PHOSPHOPANTOTHENYL-L-CYSTEINE">https://biocyc.org/compound?orgid=HUMAN&amp;id=R-4-PHOSPHOPANTOTHENYL-L-CYSTEINE</a>
29			PANTETHEINE-P	<chem>CC(C)(COP(=O)(O)=O)C(O)C(=O)NCCC(=O)NCCS</chem>		<a href="https://biocyc.org/compound?orgid=HUMAN&amp;id=PANTETHEINE-P">https://biocyc.org/compound?orgid=HUMAN&amp;id=PANTETHEINE-P</a>
30			4-P-PANTOTHENATE	<chem>CC(C)(COP(=O)(O)=O)C(O)C(=O)NCCC(O)=O</chem>		<a href="https://biocyc.org/compound?orgid=HUMAN&amp;id=4-P-PANTOTHENATE">https://biocyc.org/compound?orgid=HUMAN&amp;id=4-P-PANTOTHENATE</a>
31	1339-63-5		UBIQUINONE-8	<chem>COC1C(=O)C(C)=C(CC=C(C)CCC=C(C)C)C(=O)C=1OC</chem>		UNDER DEVELOPMENT
32			UBIQUINOL-8	<chem>COc1c(O)c(C)c(CC=C(C)CC=C(C)C)c(O)c1OC</chem>		UNDER DEVELOPMENT
33			3-HEXAPRENYL-4,5-DIHYDROXYBENZOATE	<chem>COc1cc(cc(CC=C(C)CCC=C(C)CCC=C(C)CC=C(C)CCC=C(C)C)c1O)C(=O)O</chem>		UNDER DEVELOPMENT
34			3-HEXAPRENYL-4-HYDROXY-5-METHOXYBENZOATE	<chem>COc1cc(cc(CC=C(C)CCC=C(C)CCC=C(C)CC=C(C)CCC=C(C)C)c1O)C(=O)O</chem>		UNDER DEVELOPMENT
35			3-HEXAPRENYL-4-HYDROXYBENZOATE	<chem>CC(C)=CCCC(C)=CCCC(C)=CCCC(C)=CCC(C)=CCC(C)C=Cc1cc</chem>		UNDER DEVELOPMENT

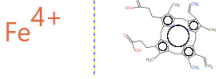
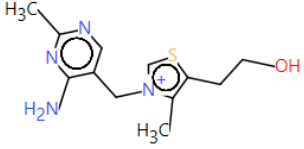
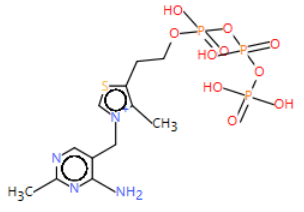
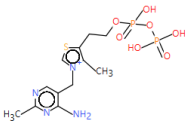
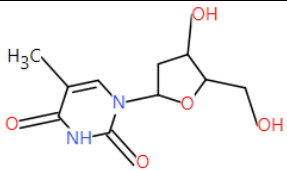
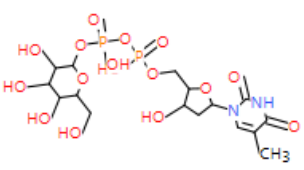
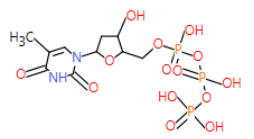
				<chem>ccc1O)C(O)=O</chem>		
36			2-HEXAPRENYL-6-METHOXYPHENOL	<chem>COc1cccc(CC=C(C)CCC=C(C)CCC=C(C)CC=C(C)CCC=C(C)C)c1O</chem>		UNDER DEVELOPMENT
37			ALL-TRANS-HEXAPRENYL-DIPHOSPHATE	<chem>CC(C)=CCCC(C)=CCCC(C)=CCCC(C)=CCC(C)=CCOP(O)(=O)OP(O)(O)=O</chem>		<a href="http://biocyc.org/HUMAN/EW-IMAGE?object=ALL-TRANS-HEXAPRENYL-DIPHOSPHATE">http://biocyc.org/HUMAN/EW-IMAGE?object=ALL-TRANS-HEXAPRENYL-DIPHOSPHATE</a>
38			GERANYLGERANYL-PP	<chem>CC(C)=CCCC(C)=CCCC(C)=CCCC(C)=COP(O)(=O)OP(O)(O)=O</chem>		<a href="https://biocyc.org/compound?orgid=HUMAN&amp;id=GERANYLGERANYL-PP">https://biocyc.org/compound?orgid=HUMAN&amp;id=GERANYLGERANYL-PP</a>
39	13058-04-3		FARNESYL-PP	<chem>CC(C)=CCCC(C)=CCCC(C)=COP(O)(=O)OP(O)(O)=O</chem>		<a href="https://biocyc.org/compound?orgid=HUMAN&amp;id=FARNESYL-PP">https://biocyc.org/compound?orgid=HUMAN&amp;id=FARNESYL-PP</a>
40			GERANYL-PP	<chem>CC(C)=CCCC(C)=CCOP(O)(=O)OP(O)(O)=O</chem>		<a href="https://biocyc.org/compound?orgid=HUMAN&amp;id=GERANYL-PP">https://biocyc.org/compound?orgid=HUMAN&amp;id=GERANYL-PP</a>
41	358-71-4		CPD-4211	<chem>CC(C)=CCOP(O)(=O)OP(O)(O)=O</chem>		<a href="http://biocyc.org/HUMAN/EW-IMAGE?object=CPD-4211">http://biocyc.org/HUMAN/EW-IMAGE?object=CPD-4211</a>
42	67-64-1		ACETONE	<chem>CC(C)=O</chem>		<a href="https://biocyc.org/compound?orgid=HUMAN&amp;id=ACETONE">https://biocyc.org/compound?orgid=HUMAN&amp;id=ACETONE</a>
43			ALPHA-METHYL-5-ALPHA-ERGOSTA	<chem>CC(C)C(=C)CC(C)C1CC=C2C3CCC4C(C)C(O)CCC4(C)C=3CCC12C</chem>		<a href="https://biocyc.org/compound?orgid=HUMAN&amp;id=ALPHA-METHYL-5-">https://biocyc.org/compound?orgid=HUMAN&amp;id=ALPHA-METHYL-5-</a>

						ALPHA-ERGOSTA
44			Obtusifoliol	<chem>CC(C)C(=C)C CC(C)C1CCC 2(C)C3CCC4C (C)C(O)CCC4 (C)C=3CCC12 C</chem>		<a href="http://biocyc.org/HUMAN/NEW-IMAGE?object=OBTUSIFOLIOL">http://biocyc.org/HUMAN/NEW-IMAGE?object=OBTUSIFOLIOL</a>
45	759-05-7		2-KETO-ISOVALERATE	<chem>CC(C)C(=O)C (O)=O</chem>		<a href="https://biocyc.org/compound?orgid=HUMAN&amp;id=2-KETO-ISOVALERATE">https://biocyc.org/compound?orgid=HUMAN&amp;id=2-KETO-ISOVALERATE</a>
46	15621-60-0		ISOBUTYRYL-COA	<chem>CC(C)C(=O)S CCNC(=O)CC NC(=O)C(O)C (C)(C)COP(O) (=O)OP(O)(=O) OCC1OC(C (O)C1OP(O) (O)=O)n1cnc2c (N)nenc12</chem>		<a href="https://biocyc.org/compound?orgid=HUMAN&amp;id=ISOBUTYRYL-COA">https://biocyc.org/compound?orgid=HUMAN&amp;id=ISOBUTYRYL-COA</a>
47	516-06-3	2082200	DL-Valine	<chem>CC(C)C(C(=O)O)N</chem>		<a href="https://hmdb.ca/metabolites/HMDB0250806">https://hmdb.ca/metabolites/HMDB0250806</a>
48	9029-62-3		EPOXYSQUALENE	<chem>CC(C)=CCCC (C)=CCCC(C) =CCCC=C(C) CCC=C(C)CC C1OC1(C)C</chem>		<a href="https://biocyc.org/compound?orgid=HUMAN&amp;id=EPOXYSQUALENE">https://biocyc.org/compound?orgid=HUMAN&amp;id=EPOXYSQUALENE</a>
49	816-66-0		2K-4CH3-PENTANOATE	<chem>CC(C)CC(=O) C(=O)O</chem>		<a href="https://biocyc.org/compound?orgid=HUMAN&amp;id=2K-4CH3-PENTANOATE">https://biocyc.org/compound?orgid=HUMAN&amp;id=2K-4CH3-PENTANOATE</a>
50	1119-16-0		4-METHYLPENTANAL	<chem>CC(C)CCC=O</chem>		<a href="https://biocyc.org/compound?orgid=HUMAN&amp;id=4-METHYLPE">https://biocyc.org/compound?orgid=HUMAN&amp;id=4-METHYLPE</a>

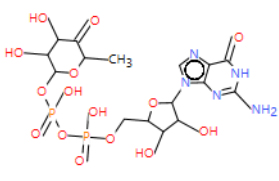
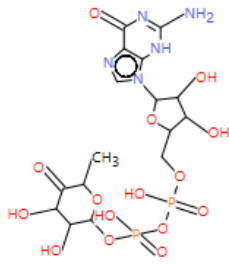
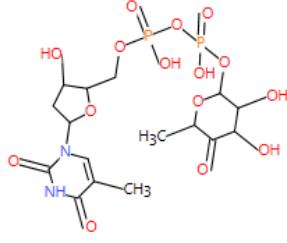
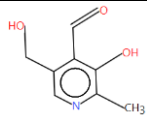
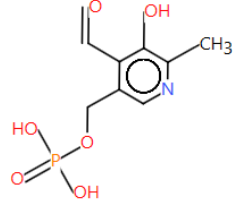
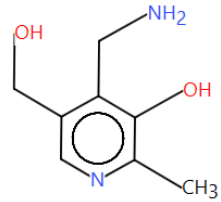
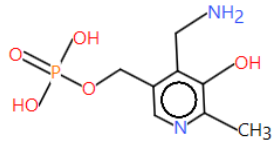
						NTANAL
51			CPD-1087	<chem>CC(C)CCCC(C)C1CCC2C3C(O)CC4=CC(=O)CCC4(C)C3CC(O)C12C</chem>		<a href="https://biocyc.org/compound?orgid=HUMAN&amp;id=CPD-1087">https://biocyc.org/compound?orgid=HUMAN&amp;id=CPD-1087</a>
52			5-BETA-CHOLESTANE-3-ALPHA7-ALPHA12-ALP	<chem>CC(C)CCCC(C)C1CCC2C3C(O)CC4CC(O)CCC4(C)C3CC(O)C12C</chem>		<a href="https://biocyc.org/compound?orgid=HUMAN&amp;id=5-BETA-CHOLESTANE-3-ALPHA7-ALPHA12-ALP">https://biocyc.org/compound?orgid=HUMAN&amp;id=5-BETA-CHOLESTANE-3-ALPHA7-ALPHA12-ALP</a>
53			CPD-202	<chem>CC(CCC(=O)SCCNC(=O)CCNC(=O)C(O)C(C)(C)COP(O)(=O)OP(O)(=O)OCC1OC(C(O)C1OP(O)(O)=O)n1cnc2c(N)nenc21)C1CCC2C3C(O)CC4CC(O)CC4(C)C3CC(O)C12C</chem>		<a href="https://biocyc.org/compound?orgid=HUMAN&amp;id=CPD-202">https://biocyc.org/compound?orgid=HUMAN&amp;id=CPD-202</a>
54	313-04-2		DESMOSTEROL-CPD	<chem>CC(CCC=C(C)C)C1CCC2C3CC=C4CC(O)CCC4(C)C3CC12C</chem>		<a href="https://biocyc.org/compound?orgid=HUMAN&amp;id=DESMOSTEROL-CPD">https://biocyc.org/compound?orgid=HUMAN&amp;id=DESMOSTEROL-CPD</a>
55	302-72-7		D,L-Alanine	<chem>CC(N)C(O)=O</chem>		<a href="https://hmdb.ca/metabolites/HMDB0062251">https://hmdb.ca/metabolites/HMDB0062251</a>
56	4872-34-8		CPD-641	<chem>CC(O)(CCOP(O)(=O)OP(O)(O)=O)CC(O)=O</chem>		<a href="http://biocyc.org/HUMAN/NEW-IMAGE?object=CPD-641">http://biocyc.org/HUMAN/NEW-IMAGE?object=CPD-641</a>

57	73566-35-5		CPD-499	<chem>CC(O)(CCOP(=O)(O)=O)C(=O)O</chem>		<a href="https://biocyc.org/compound?orgid=HUMAN&amp;id=CPD-499">https://biocyc.org/compound?orgid=HUMAN&amp;id=CPD-499</a>
58	71-50-1		ACET	<chem>CC(=O)O</chem>		<a href="https://biocyc.org/compound?orgid=HUMAN&amp;id=ACET">https://biocyc.org/compound?orgid=HUMAN&amp;id=ACET</a>
59	25138-66-3		S-LACTOYL-GLUTATHIONE	<chem>CC(O)C(=O)S CC(NC(=O)C CC(N)C(O)=O)C(=O)NCC(O)=O</chem>		<a href="https://biocyc.org/compound?orgid=HUMAN&amp;id=S-LACTOYL-GLUTATHIONE">https://biocyc.org/compound?orgid=HUMAN&amp;id=S-LACTOYL-GLUTATHIONE</a>
60	72-19-5		THREONINE	<chem>CC(O)C(N)C(=O)O</chem>		<a href="https://biocyc.org/compound?orgid=HUMAN&amp;id=THR">https://biocyc.org/compound?orgid=HUMAN&amp;id=THR</a>
61	10326-41-7	2011962	D-LACTATE	<chem>CC(O)C(O)=O</chem>		<a href="http://biocyc.org/HUMAN/NEW-IMAGE?object=D-LACTATE">http://biocyc.org/HUMAN/NEW-IMAGE?object=D-LACTATE</a>
62	17528-72-2		5,6,7,8-Tetrahydrobiopterin; TETRA-H-BIOPTERIN_2	<chem>CC(O)C(O)C1CNC2NC(N)=NC(=O)C=2N1</chem>		<a href="http://biocyc.org/HUMAN/NEW-IMAGE?object=TETRA-H-BIOPTERIN">http://biocyc.org/HUMAN/NEW-IMAGE?object=TETRA-H-BIOPTERIN</a>
63	17528-72-2		TETRA-H-BIOPTERIN	<chem>CC(O)C(O)C1CNC2N=C(N)NC(=O)C=2N1</chem>		<a href="http://biocyc.org/HUMAN/NEW-IMAGE?object=TETRA-H-BIOPTERIN">http://biocyc.org/HUMAN/NEW-IMAGE?object=TETRA-H-BIOPTERIN</a>
64	625-72-9		CPD-335	<chem>[H]C(C)(O)CC(=O)O</chem>		<a href="http://biocyc.org/HUMAN/NEW-IMAGE?object=CPD-335">http://biocyc.org/HUMAN/NEW-IMAGE?object=CPD-335</a>
65	1867-62-5		COBINAMIDE	<chem>CC(O)CNC(=O)CCC1(C)C(CC(N)=O)C2N=C1C(C)=C1N=C(C=C3N=C(C(C)=C4[N-</chem>		<a href="http://biocyc.org/HUMAN/NEW-IMAGE?object=COBINAMIDE">http://biocyc.org/HUMAN/NEW-IMAGE?object=COBINAMIDE</a>

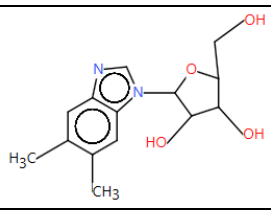
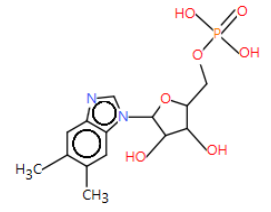
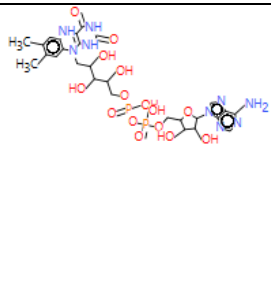
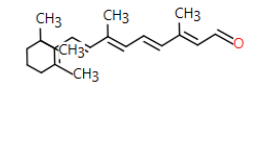
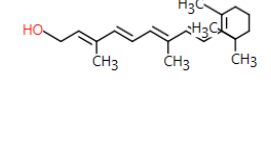
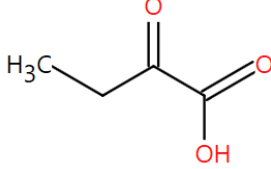
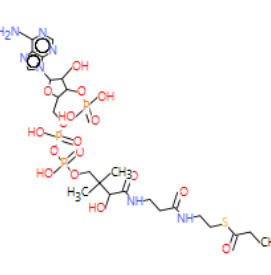
				<chem>]C2(C)C(C)(C(N)=O)C4CC(C(N)=O)C(C)(CC(N)=O)C3C(C(N)=O)C(C)(C)C1CCC(N)=O</chem>		
66			ADENOSYLCOBINAMIDE	<chem>[Co+3].[CH2-]C1OC(C(O)C1O)n1cnc2c(N)nnc21.CC(O)CNC(=O)CCC1(C)C(CC(N)=O)C2N=C1C(C)=C1N=C(C=C3N=C(C(C)=C4[N-]C2(C)C(C)(C(N)=O)C4CC(C(N)=O)C(C)(CC(N)=O)C3C(C(N)=O)C(C)(C)C1CCC(N)=O</chem>		<a href="http://biochem.org/HUMAN/NEW-IMAGE?object=ADENOSYLCOBINAMIDE">http://biochem.org/HUMAN/NEW-IMAGE?object=ADENOSYLCOBINAMIDE</a>
67	102680-35-3		CROTONYL-COA	<chem>CC=CC(=O)S(CCNC(=O)CCNC(=O)C(O)C(C)(C)COP(O)(=O)OP(O)(=O)OCC1OC(C(O)C1OP(O)(O)=O)n1cnc2c(N)nnc12</chem>		<a href="http://biochem.org/HUMAN/NEW-IMAGE?object=CROTONYL-COA">http://biochem.org/HUMAN/NEW-IMAGE?object=CROTONYL-COA</a>
68	75-07-0	75-07-02008368	ACETALD	<chem>CC=O</chem>		<a href="http://biochem.org/HUMAN/NEW-IMAGE?object=ACETALD">http://biochem.org/HUMAN/NEW-IMAGE?object=ACETALD</a>
69	1976-85-8		UROPORPHYRINOGEN-III	<chem>OC(=O)CCc1c2Cc3[nH]c(Cc4[nH]c(Cc5[nH]c(Cc([nH]2)c1CC(O)=O)c(CCC(O)=O)c5CC(O)=O)c(CCC(O)=O)c4C(C(O)=O)c(CC(O)=O)c3CCC(O)=O</chem>		<a href="http://biochem.org/HUMAN/NEW-IMAGE?object=UROPORPHYRINOGEN-III">http://biochem.org/HUMAN/NEW-IMAGE?object=UROPORPHYRINOGEN-III</a>

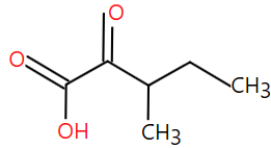
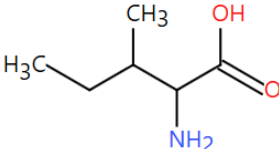
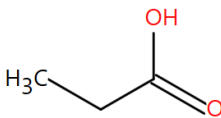
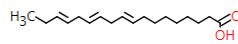
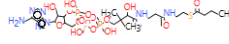
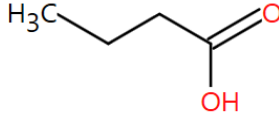
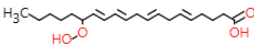
70	14875-96-8		PROTOHEME	[Fe+4].Cc1c(C CC(O)=O)c2cc 3[n- ]c(cc4nc(cc5[n - ]c(cc1n2)c(C)c 5C=C)c(C)c4C =C)c(C)c3CC C(O)=O		<a href="http://bioeye.org/HUMAN/N&lt;br/&gt;EW-&lt;br/&gt;IMAGE?objec&lt;br/&gt;t=PROTOHE&lt;br/&gt;ME">http://bioeye.org/HUMAN/N EW- IMAGE?objec t=PROTOHE ME</a>
71	59-43-8		Thiamine	Cc1ncc(C[n+] 2csc(CCO)c2C )c(N)n1		<a href="http://bioeye.org/HUMAN/N&lt;br/&gt;EW-&lt;br/&gt;IMAGE?objec&lt;br/&gt;t=THIAMINE">http://bioeye.org/HUMAN/N EW- IMAGE?objec t=THIAMINE</a>
72	15666-52-1		CPD-611	Cc1ncc(C[n+] 2csc(CCO)OP(O) (=O)OP(O)(O)= O)c2C)c(N)n1		<a href="http://bioeye.org/HUMAN/N&lt;br/&gt;EW-&lt;br/&gt;IMAGE?objec&lt;br/&gt;t=CPD-611">http://bioeye.org/HUMAN/N EW- IMAGE?objec t=CPD-611</a>
73	154-87-0		THIAMINE- PYROPHOSPHATE	CC2=NC=C(C [N+])1=CSC(C CO)=C1(C)C( N)=N2		<a href="http://bioeye.org/HUMAN/N&lt;br/&gt;EW-&lt;br/&gt;IMAGE?objec&lt;br/&gt;t=THIAMINE">http://bioeye.org/HUMAN/N EW- IMAGE?objec t=THIAMINE</a>
74	50-89-5		THYMIDINE	CC1=CN(C2C C(O)C(CO)O2 )C(=O)NC1=O		<a href="http://bioeye.org/HUMAN/N&lt;br/&gt;EW-&lt;br/&gt;IMAGE?objec&lt;br/&gt;t=THYMIN&lt;br/&gt;E">http://bioeye.org/HUMAN/N EW- IMAGE?objec t=THYMIN E</a>
75	2009-24-7		DTDP-D- GLUCOSE	CC1=CN(C2C C(O)C(COP(O) (=O)OP(O)(=O) OC3OC(CO) )C(O)C(O)C3 O)O2)C(=O)N C1=O		<a href="http://bioeye.org/HUMAN/N&lt;br/&gt;EW-&lt;br/&gt;IMAGE?objec&lt;br/&gt;t=DTDP-D-&lt;br/&gt;GLUCOSE">http://bioeye.org/HUMAN/N EW- IMAGE?objec t=DTDP-D- GLUCOSE</a>
76			Deoxythymidine triphosphate	CC1=CN(C2C C(O)C(COP(O) (=O)OP(O)(=O) OP(O)(O)=O) O2)C(=O)N C1=O		UNDER DEVELOPME NT

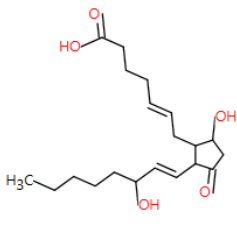
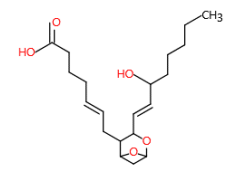
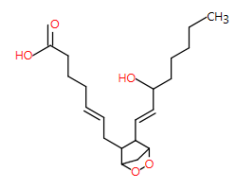
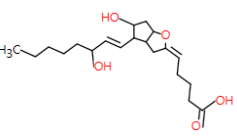
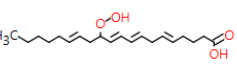
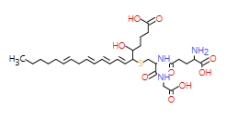
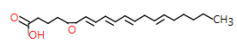
77			Deoxythymidine diphosphate	<chem>CC1=CN(C2C C(O)C(COP(O)(=O)OP(O)(O)=O)O2)C(=O) NC1=O</chem>		UNDER DEVELOPMENT
78			Deoxythymidine monophosphate	<chem>CC1=CN(C2C C(O)C(COP(O)(O)=O)O2)C(=O)NC1=O</chem>		UNDER DEVELOPMENT
79	65-71-4		THYMINE	<chem>CC1=CNC(=O)NC1=O</chem>		<a href="https://biocyc.org/compound?orgid=HUMAN&amp;id=THYMINE">https://biocyc.org/compound?orgid=HUMAN&amp;id=THYMINE</a>
80	7412-77-3		Protoporphyrinogen	<chem>Cc1c2Cc3[nH]c(Cc4[nH]c(Cc5[nH]c(Cc([nH]2)c1CCC(O)=O)c(CCC(O)=O)c5C)c(C=C)c4C)c(C=C)c3C</chem>		<a href="http://biocyc.org/HUMAN/NEW-IMAGE?object=PROTOPORPHYRINOGEN">http://biocyc.org/HUMAN/NEW-IMAGE?object=PROTOPORPHYRINOGEN</a>
81	553-12-8		PROTOPORPHYRIN_IX	<chem>Cc1c(CCC(O)=O)c2cc3nc(cc4[nH]c(cc5[nH]c(cc1n2)c(C)c5C=C)c(C)c4C=C)c(C)c3CC(C(O)=O</chem>		<a href="http://biocyc.org/HUMAN/NEW-IMAGE?object=PROTOPORPHYRIN_IX">http://biocyc.org/HUMAN/NEW-IMAGE?object=PROTOPORPHYRIN_IX</a>
82	2624-63-7		COPROPORPHYRINOGEN_III	<chem>Cc1c2Cc3[nH]c(Cc4[nH]c(Cc5[nH]c(Cc([nH]2)c1CCC(O)=O)c(C)c5CCC(O)=O)c(C)c4CC(O)=O)c(CCC(O)=O)c3C</chem>		<a href="http://biocyc.org/HUMAN/NEW-IMAGE?object=COPROPORPHYRINOGEN_III">http://biocyc.org/HUMAN/NEW-IMAGE?object=COPROPORPHYRINOGEN_III</a>
83	846-46-8	2126855	CPD-342	<chem>CC12CCC(=O)CC1CCC1C2CCC2(C)C1CCC2=O</chem>		<a href="http://biocyc.org/HUMAN/NEW-IMAGE?object=CPD-342">http://biocyc.org/HUMAN/NEW-IMAGE?object=CPD-342</a>
84	481-97-0		ESTRONE-SULFATE	<chem>CC12CCC3C(Cc4cc(OS(O)(=O)=O)ccc34)C1CCC2=O</chem>		<a href="http://biocyc.org/HUMAN/NEW-IMAGE?object=ESTRONE-SULFATE">http://biocyc.org/HUMAN/NEW-IMAGE?object=ESTRONE-SULFATE</a>

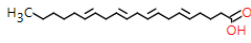
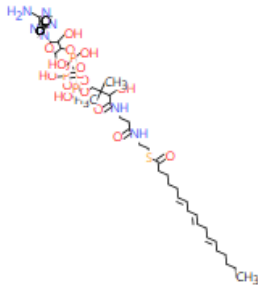
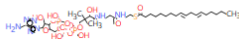
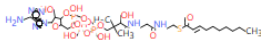
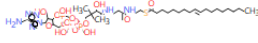
						<b>SULFATE</b>
85			GDP-4-DEHYDRO-6-DEOXY-D-MANNOSE	<chem>CC1OC(OP(O)(=O)OP(O)(=O)OCC2OC(C(O)C2O)n2cnc3C(=O)NC(N)=Nc32)C(O)C(O)C1=O</chem>		<a href="http://biocyc.org/HUMAN/NEW-IMAGE?object=GDP-4-DEHYDRO-6-DEOXY-D-MANNOSE">http://biocyc.org/HUMAN/NEW-IMAGE?object=GDP-4-DEHYDRO-6-DEOXY-D-MANNOSE</a>
86			GDP-4-DEHYDRO-6-DEOXY-D-MANNOSE_2	<chem>CC1OC(OP(O)(=O)OP(O)(=O)OCC2OC(C(O)C2O)n2cnc3C(=O)N=C(N)Nc32)C(O)C(O)C1=O</chem>		<a href="http://biocyc.org/HUMAN/NEW-IMAGE?object=GDP-4-DEHYDRO-6-DEOXY-D-MANNOSE">http://biocyc.org/HUMAN/NEW-IMAGE?object=GDP-4-DEHYDRO-6-DEOXY-D-MANNOSE</a>
87			DTDP-DEOH-DEOXY-GLUCOSE	<chem>CC1OC(OP(O)(=O)OP(O)(=O)OCC2OC(C2O)N2C=C(C)C(=O)NC2=O)C(O)C(O)C1=O</chem>		<a href="http://biocyc.org/HUMAN/NEW-IMAGE?object=DTDP-DEOH-DEOXY-GLUCOSE">http://biocyc.org/HUMAN/NEW-IMAGE?object=DTDP-DEOH-DEOXY-GLUCOSE</a>
88	66-72-8	2006308	PYRIDOXAL	<chem>CC1=NC=C(CO)C(C=O)=C1(O)</chem>		<a href="http://biocyc.org/HUMAN/NEW-IMAGE?object=PYRIDOXAL">http://biocyc.org/HUMAN/NEW-IMAGE?object=PYRIDOXAL</a>
89	54-47-7		PYRIDOXAL_PHOSPHATE	<chem>Cc1ncc(COP(O)(O)=O)c(C=O)c1O</chem>		<a href="http://biocyc.org/HUMAN/NEW-IMAGE?object=PYRIDOXAL PHOSPHATE">http://biocyc.org/HUMAN/NEW-IMAGE?object=PYRIDOXAL PHOSPHATE</a>
90	85-87-0	2016405	PYRIDOXAMINE	<chem>Cc1ncc(CO)c(CN)c1O</chem>		<a href="http://biocyc.org/HUMAN/NEW-IMAGE?object=PYRIDOXAMINE">http://biocyc.org/HUMAN/NEW-IMAGE?object=PYRIDOXAMINE</a>
91	529-96-4	2084716	PYRIDOXAMINE-5P	<chem>Cc1ncc(COP(O)(O)=O)C(N)c1O</chem>		<a href="http://biocyc.org/HUMAN/NEW-IMAGE?object=PYRIDOXAMINE-5P">http://biocyc.org/HUMAN/NEW-IMAGE?object=PYRIDOXAMINE-5P</a>

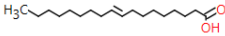
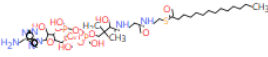
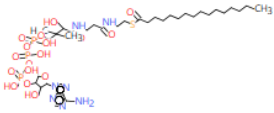
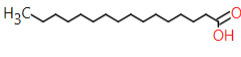
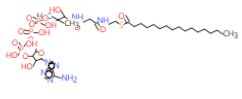
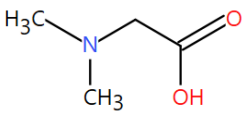
92	65-23-6	2006030	PYRIDOXINE	<chem>Cc1ncc(CO)c(CO)c1O</chem>		<a href="http://biochem.org/HUMAN/NEW-IMAGE?object=PYRIDOXINE">http://biochem.org/HUMAN/NEW-IMAGE?object=PYRIDOXINE</a>
93	447-05-2	2071796	PYRIDOXINE-5P	<chem>Cc1ncc(COP(=O)(O)O)c(CO)c1O</chem>		<a href="http://biochem.org/HUMAN/NEW-IMAGE?object=PYRIDOXINE-5P">http://biochem.org/HUMAN/NEW-IMAGE?object=PYRIDOXINE-5P</a>
94			CH33ADO	<chem>CC1OC(C(O)C1O)n1cnc2c(N)ncnc12</chem>		<a href="http://biochem.org/HUMAN/NEW-IMAGE?object=CH33ADO">http://biochem.org/HUMAN/NEW-IMAGE?object=CH33ADO</a>
95	15839-70-0		GUANOSINE_DIPHOSPHATE_FUCOSE_2	<chem>CC1OC(OP(O)(=O)OP(O)(=O)OCC2OC(C(O)C2O)n2cnc3C(=O)NC(N)=Nc23)C(O)C(O)C1O</chem>		<a href="http://biochem.org/HUMAN/NEW-IMAGE?object=GUANOSINE_DIPHOSPHATE_FUCOSE">http://biochem.org/HUMAN/NEW-IMAGE?object=GUANOSINE_DIPHOSPHATE_FUCOSE</a>
96	15839-70-0		GUANOSINE_DIPHOSPHATE_FUCOSE	<chem>CC1OC(OP(O)(=O)OP(O)(=O)OCC2OC(C(O)C2O)n2cnc3C(=O)N=C(N)Nc23)C(O)C(O)C1O</chem>		<a href="http://biochem.org/HUMAN/NEW-IMAGE?object=GUANOSINE_DIPHOSPHATE_FUCOSE">http://biochem.org/HUMAN/NEW-IMAGE?object=GUANOSINE_DIPHOSPHATE_FUCOSE</a>
97	526-31-8		CPD-488	<chem>CC1OC(OP(O)(O)C(O)C(O)C1O</chem>		<a href="http://biochem.org/HUMAN/NEW-IMAGE?object=CPD-488">http://biochem.org/HUMAN/NEW-IMAGE?object=CPD-488</a>
98	146-14-5	2056631	FAD	<chem>Cc1cc2N=C3C(=O)NC(=O)N=C3N(CC(O)C(O)C(O)COP(=O)(O)OP(O)(=O)OCC3OC(C(O)C3O)n3cnc4c(N)ncnc34</chem>		<a href="http://biochem.org/HUMAN/NEW-IMAGE?object=FAD">http://biochem.org/HUMAN/NEW-IMAGE?object=FAD</a>

				)c2cc1C		
99			alpha-Ribazole	<chem>Cc1cc2ncn(C3OC(CO)C(O)C3O)c2cc1C</chem>		<a href="http://biochem.org/HUMAN/NEW-IMAGE?object=ALPHA-RIBAZOLE">http://biochem.org/HUMAN/NEW-IMAGE?object=ALPHA-RIBAZOLE</a>
100			ALPHA-RIBAZOLE-5-P	<chem>Cc1cc2ncn(C3OC(COP(O)(O)O)C(O)C3O)c2cc1C</chem>		<a href="http://biochem.org/HUMAN/NEW-IMAGE?object=ALPHA-RIBAZOLE-5-P">http://biochem.org/HUMAN/NEW-IMAGE?object=ALPHA-RIBAZOLE-5-P</a>
101	1910-41-4		FADH2	<chem>Cc1cc2NC3C(=O)NC(=O)NC3=CC(O)C(O)COP(O)(=O)OCC3OC(C(O)C3O)n3cnc4c(N)nnc43)c2cc1C</chem>		<a href="http://biochem.org/HUMAN/NEW-IMAGE?object=FADH2">http://biochem.org/HUMAN/NEW-IMAGE?object=FADH2</a>
103	116-31-4		RETINAL	<chem>CC(C=CC=C(C)C)C=CC1=C(C)CCCC1(C)C)=CC=O</chem>		<a href="http://biochem.org/HUMAN/NEW-IMAGE?object=RETINAL">http://biochem.org/HUMAN/NEW-IMAGE?object=RETINAL</a>
104	11103-57-4		Retinol	<chem>CC(C=CC=C(C)C)C=CC1=C(C)CCCC1(C)C)=CCO</chem>		<a href="http://biochem.org/HUMAN/NEW-IMAGE?object=RETINOL">http://biochem.org/HUMAN/NEW-IMAGE?object=RETINOL</a>
105	600-18-0	2099869	2-OXOBUTANOATE	<chem>CCC(=O)C(O)=O</chem>		<a href="http://biochem.org/HUMAN/NEW-IMAGE?object=2-OXOBUTANOATE">http://biochem.org/HUMAN/NEW-IMAGE?object=2-OXOBUTANOATE</a>
106	317-66-8		PROPIONYL-COA	<chem>CCC(=O)SCCNC(=O)CCNC(=O)C(O)C(C)COP(O)(=O)OP(O)(=O)OCC1OC(C(O)C1O)C1OP(O)(O)=O)n1cnc2c(N)nnc21</chem>		<a href="http://biochem.org/HUMAN/NEW-IMAGE?object=PROPIONYL-COA">http://biochem.org/HUMAN/NEW-IMAGE?object=PROPIONYL-COA</a>

107	1460-34-0	2159550	2-KETO-3-METHYL-VALERATE	<chem>CCC(C)C(=O)C(O)=O</chem>		<a href="http://biochem.org/HUMAN/NEW-IMAGE?object=2-KETO-3-METHYL-VALERATE">http://biochem.org/HUMAN/NEW-IMAGE?object=2-KETO-3-METHYL-VALERATE</a>
108	443-79-8	207-139-8	D,L-Isoleucine	<chem>CCC(C)C(N)C(O)=O</chem>		<a href="https://hmdb.ca/metabolites/HMDB0033923">https://hmdb.ca/metabolites/HMDB0033923</a>
109	79-09-4	2011763	PROPIONATE	<chem>CCC(=O)O</chem>		<a href="http://biochem.org/HUMAN/NEW-IMAGE?object=PROPIONATE">http://biochem.org/HUMAN/NEW-IMAGE?object=PROPIONATE</a>
110	463-40-1		LINOLENIC_ACID	<chem>CCC=CCC=CC=CCCCC(CCC(O)=O)</chem>		<a href="http://biochem.org/HUMAN/NEW-IMAGE?object=LINOLENIC_ACID">http://biochem.org/HUMAN/NEW-IMAGE?object=LINOLENIC_ACID</a>
111	2140-48-9		BUTYRYL-COA	<chem>CCCC(=O)SCCNC(=O)CCNC(=O)C(O)C(C)(C)COP(O)(=O)OP(O)(=O)OCC1OC(C(O)C1OP(O)(O)=O)n1cnc2c(N)ncnc12</chem>		<a href="http://biochem.org/HUMAN/NEW-IMAGE?object=BUTYRYL-COA">http://biochem.org/HUMAN/NEW-IMAGE?object=BUTYRYL-COA</a>
112	107-92-6	2035323	BUTYRIC_ACID	<chem>CCCC(O)=O</chem>		<a href="http://biochem.org/HUMAN/NEW-IMAGE?object=BUTYRIC_ACID">http://biochem.org/HUMAN/NEW-IMAGE?object=BUTYRIC_ACID</a>
113			5Z8Z11Z13E-15S-15-HYDROPEROXYICOS	<chem>CCCCC(OO)C=CC=CCC=CCC=CCCCC(O)=O</chem>		<a href="http://biochem.org/HUMAN/NEW-IMAGE?object=5Z8Z11Z13E-15S-15-HYDROPEROXYICOS">http://biochem.org/HUMAN/NEW-IMAGE?object=5Z8Z11Z13E-15S-15-HYDROPEROXYICOS</a>

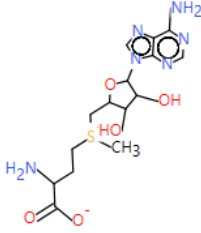
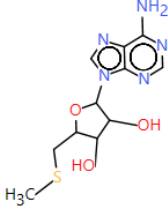
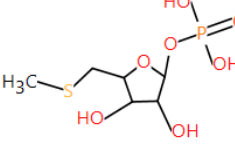
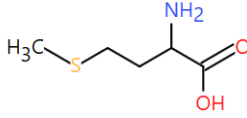

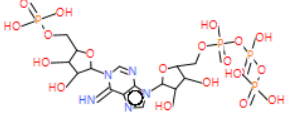
114	41598-07-6		5Z13E-15S-9-ALPHA15-DIHYDROXY-11-O	CCCCC(O)C=CC1C(CC=C CCCC(O)=O)C(O)CC1=O		<a href="http://biochem.org/HUMAN/NEW-IMAGE?object=5Z13E-15S-9-ALPHA15-DIHYDROXY-11-O">http://biochem.org/HUMAN/NEW-IMAGE?object=5Z13E-15S-9-ALPHA15-DIHYDROXY-11-O</a>
115			ALPHA11-ALPHA-EPOXY-15-HYDROXYTHROMBA	CCCCC(O)C=CC1OC2CC(O2)C1CC=CC CCCC(O)=O		<a href="http://biochem.org/HUMAN/NEW-IMAGE?object=ALPHA11-ALPHA-EPOXY-15-HYDROXYTHROMBA">http://biochem.org/HUMAN/NEW-IMAGE?object=ALPHA11-ALPHA-EPOXY-15-HYDROXYTHROMBA</a>
116	42935-17-1		PROSTAGLANDIN-H2	CCCCC(O)C=CC1C2CC(O2)C1CC=CC CCCC(O)=O		<a href="http://biochem.org/HUMAN/NEW-IMAGE?object=PROSTAGLANDIN-H2">http://biochem.org/HUMAN/NEW-IMAGE?object=PROSTAGLANDIN-H2</a>
117	35121-78-9		5Z13E-15S-69-ALPHA-EPOXY-11-ALPHA	CCCCC(O)C=CC1C(O)CC2OC(CC12)=C CCCC(O)=O		<a href="http://biochem.org/HUMAN/NEW-IMAGE?object=5Z13E-15S-69-ALPHA-EPOXY-11-ALPHA">http://biochem.org/HUMAN/NEW-IMAGE?object=5Z13E-15S-69-ALPHA-EPOXY-11-ALPHA</a>
118			5Z8Z10E14Z-12S-12-HYDROPEROXYICOS	CCCCC=CC C(OO)C=CC=CCC=CCCCC(O)=O		<a href="http://biochem.org/HUMAN/NEW-IMAGE?object=5Z8Z10E14Z-12S-12-HYDROPEROXYICOS">http://biochem.org/HUMAN/NEW-IMAGE?object=5Z8Z10E14Z-12S-12-HYDROPEROXYICOS</a>
119	72025-60-6		LEUKOTRIENE-C4	CCCCC=CC C=CC=CC=C C(SCC(NC(=O)CCC(N)C(O)=O)C(=O)NC C(O)=O)C(O) CCCC(O)=O		<a href="http://biochem.org/HUMAN/NEW-IMAGE?object=LEUKOTRIENE-C4">http://biochem.org/HUMAN/NEW-IMAGE?object=LEUKOTRIENE-C4</a>
120	72059-45-1		CPD-8892	CCCCC=CC C=CC=CC=C C1OC1CCCC(O)=O		<a href="http://biochem.org/HUMAN/NEW-IMAGE?object=CPD-8892">http://biochem.org/HUMAN/NEW-IMAGE?object=CPD-8892</a>

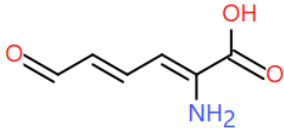
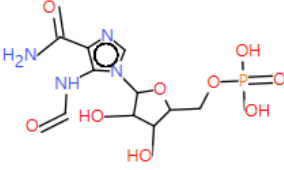
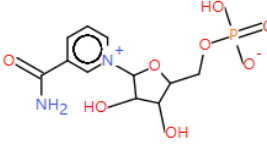
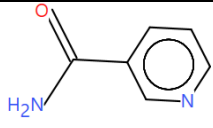
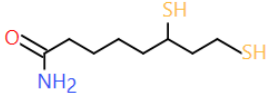
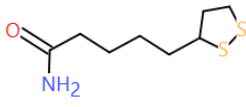
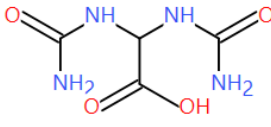
						<a href="#">t=CPD-8892</a>
121	506-32-1	EC Number :2080334	ARACHIDONIC_A CID	CCCCC=CC C=CCC=CCC =CCCC(=O) O		<a href="http://biocyc.org/HUMAN/NEW-IMAGE?object=ARACHIDONIC_ACID">http://biocyc.org/HUMAN/NEW-IMAGE?object=ARACHIDONIC_ACID</a>
122			GAMMA-LINOLENOYL-COA	CCCCC=CC C=CCC=CCC CCC(=O)SCC NC(=O)CCNC (=O)C(O)C(C) (C)COP(O)(=O) OP(O)(=O) OCC1OC(C(O) C1OP(O)(O)= O)n1cnc2c(N) nnc21		<a href="http://biocyc.org/HUMAN/NEW-IMAGE?object=GAMMA-LINOLENOYL-COA">http://biocyc.org/HUMAN/NEW-IMAGE?object=GAMMA-LINOLENOYL-COA</a>
123			CPD-18	CCCCC=CC C=CCCCCCC CC(=O)SCCN C(=O)CCNC( =O)C(O)C(C) (C)COP(O)(=O) OP(O)(=O)O CC1OC(C(O) C1OP(O)(O)= O)n1cnc2c(N) nnc21		<a href="http://biocyc.org/HUMAN/NEW-IMAGE?object=CPD-18">http://biocyc.org/HUMAN/NEW-IMAGE?object=CPD-18</a>
124			T2-DECENOYL-COA	CCCCCCCC=CC (=O)SCCN C(=O)CCNC( =O)C(O)C(C) (C)COP(O)(=O) OP(O)(=O)O CC1OC(C(O) C1OP(O)(O)= O)n1cnc2c(N) nnc12		<a href="http://biocyc.org/HUMAN/NEW-IMAGE?object=T2-DECENOYL-COA">http://biocyc.org/HUMAN/NEW-IMAGE?object=T2-DECENOYL-COA</a>
125			OLEOYL-COA	CCCCCCCCC =CCCCCCC C(=O)SCCN (=O)CCNC( =O)C(O)C(C) (C)COP(O)(=O) OP(O)(=O)OC C1OC(C(O)C1 OP(O)(O)=O)n 1cnc2c(N)nnc 21		<a href="http://biocyc.org/HUMAN/NEW-IMAGE?object=OLEOYL-COA">http://biocyc.org/HUMAN/NEW-IMAGE?object=OLEOYL-COA</a>

126	112-80-1		OLEATE-CPD	CCCCCCCCC =CCCCCCCC C(=O)O		<a href="http://biochem.org/HUMAN/NEW-IMAGE?object=OLEATE-CPD">http://biochem.org/HUMAN/NEW-IMAGE?object=OLEATE-CPD</a>
127			TETRADECANOYL-L-COA	CCCCCCCCC CCCCC(=O)S CCNC(=O)CC NC(=O)C(O)C (C)(C)COP(O) (=O)OP(O)(=O) OCC1OC(C(O)C1OP(O)(O)=O)n1cnc2c(N)ncnc12		<a href="http://biochem.org/HUMAN/NEW-IMAGE?object=TETRADECANOYL-COA">http://biochem.org/HUMAN/NEW-IMAGE?object=TETRADECANOYL-COA</a>
128	362-66-3		STEAROYL-COA	CCCCCCCCC CCCCCCC(=O) )SCCNC(=O) CCNC(=O)C(O) C(C)(C)CO P(O)(=O)OP(O)(=O) OCC1OC(C(O)C1OP(O)(O)=O)n1cnc2c(N)ncnc12		<a href="http://biochem.org/HUMAN/NEW-IMAGE?object=STEAROYL-COA">http://biochem.org/HUMAN/NEW-IMAGE?object=STEAROYL-COA</a>
129	57-10-3	2003129	PALMITATE	CCCCCCCCC CCCCCCC(O) =O		<a href="http://biochem.org/HUMAN/NEW-IMAGE?object=PALMITATE">http://biochem.org/HUMAN/NEW-IMAGE?object=PALMITATE</a>
130	1763-10-6		PALMITYL-COA	CCCCCCCCC CCCCCCC(=O) )SCCNC(=O) CCNC(=O)C(O) C(C)(C)CO P(O)(=O)OP(O)(=O) OCC1OC(C(O)C1OP(O)(O)=O)n1cnc2c(N)ncnc1		<a href="http://biochem.org/HUMAN/NEW-IMAGE?object=PALMITYL-COA">http://biochem.org/HUMAN/NEW-IMAGE?object=PALMITYL-COA</a>
131	1118-68-9	2142678	DIMETHYLGLYCINE	CN(C)CC(O)=O		<a href="http://biochem.org/HUMAN/NEW-IMAGE?object=DIMETHYLGLYCINE">http://biochem.org/HUMAN/NEW-IMAGE?object=DIMETHYLGLYCINE</a>

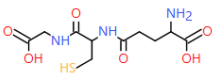
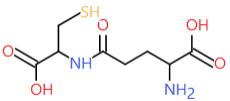
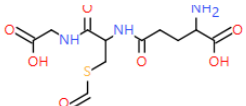
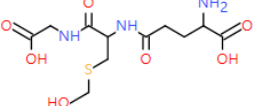
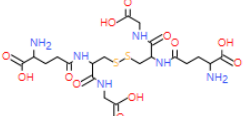
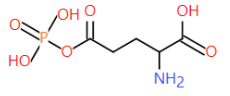
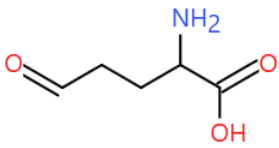
132	67-07-2		CREATINE-P	<chem>CN(CC(=O)O)C(N)=NP(=O)(O)O</chem>		<a href="http://biochem.org/HUMAN/NEW-IMAGE?object=CREATINE-P">http://biochem.org/HUMAN/NEW-IMAGE?object=CREATINE-P</a>
133	541-14-0		D-CARNITINE	<chem>C[N+](C)(C)CC(O)CC(=O)O</chem>		<a href="http://biochem.org/HUMAN/NEW-IMAGE?object=CARNITINE">http://biochem.org/HUMAN/NEW-IMAGE?object=CARNITINE</a>
134	7418-61-3		BETAINE_ALDEHYDE	<chem>C[N+](C)(C)CC=O</chem>		<a href="http://biochem.org/HUMAN/NEW-IMAGE?object=BETAINE-ALDEHYDE">http://biochem.org/HUMAN/NEW-IMAGE?object=BETAINE-ALDEHYDE</a>
135			3-HYDROXY-N6N6N6-TRIMETHYL-L-LYSINE	<chem>C[N+](C)(C)CCC(O)C(N)C(O)=O</chem>		<a href="http://biochem.org/HUMAN/NEW-IMAGE?object=3-HYDROXY-N6N6N6-TRIMETHYL-L-LYSINE">http://biochem.org/HUMAN/NEW-IMAGE?object=3-HYDROXY-N6N6N6-TRIMETHYL-L-LYSINE</a>
136			4-TRIMETHYLAMMONIOPUTANAL	<chem>C[N+](C)(C)CCCC=O</chem>		<a href="http://biochem.org/HUMAN/NEW-IMAGE?object=4-TRIMETHYLAMMONIOPUTANAL">http://biochem.org/HUMAN/NEW-IMAGE?object=4-TRIMETHYLAMMONIOPUTANAL</a>
137	123-41-1		CHOLINE	<chem>C[N+](C)(C)CCO</chem>		<a href="http://biochem.org/HUMAN/NEW-IMAGE?object=CHOLINE">http://biochem.org/HUMAN/NEW-IMAGE?object=CHOLINE</a>
138			L-1-GLYCEROPHOSPHORYLCHOLINE	<chem>C[N+](C)(C)COP(=O)(O)OCC(O)CO</chem>		<a href="http://biochem.org/HUMAN/NEW-IMAGE?object=L-1-GLYCEROPHOSPHORYLCHOLINE">http://biochem.org/HUMAN/NEW-IMAGE?object=L-1-GLYCEROPHOSPHORYLCHOLINE</a>
139	107-73-3		PHOSPHORYLCHOLINE	<chem>C[N+](C)(C)COP(=O)(O)=O</chem>		<a href="http://biochem.org/HUMAN/NEW-IMAGE?object=PHOSPHORYLCHOLINE">http://biochem.org/HUMAN/NEW-IMAGE?object=PHOSPHORYLCHOLINE</a>

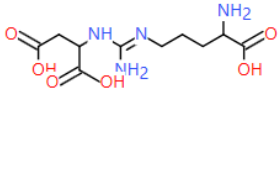
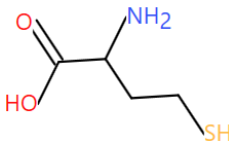
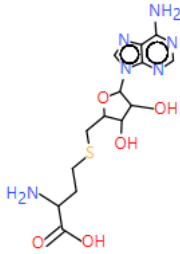
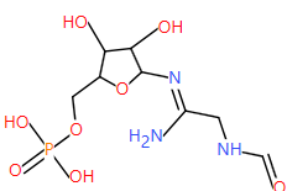
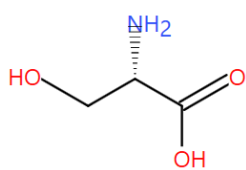
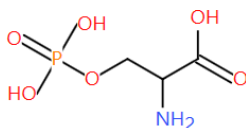
						<a href="#">EW- IMAGE?objec t=PHOSPHO RYL- CHOLINE</a>
140	107-43-7	2034906	BETAINE	<chem>C[N+](C)(C)C(=O)[O-]</chem>		<a href="http://biocyc.org/HUMAN/N">http://biocyc.org/HUMAN/N</a> <a href="#">EW- IMAGE?objec t=BETAINE</a>
141		541-15-1	CARNITINE	<chem>C[N+](C)(C)C(O)CC([O-])=O</chem>		<a href="http://biocyc.org/HUMAN/N">http://biocyc.org/HUMAN/N</a> <a href="#">EW- IMAGE?objec t=CARNITIN E</a>
142			N6N6N6-TRIMETHYL-L-LYSINE	<chem>[H]C(N)(CCC[N+](C)(C)C)C(=O)[O-]</chem>		<a href="http://biocyc.org/HUMAN/N">http://biocyc.org/HUMAN/N</a> <a href="#">EW- IMAGE?objec t=N6N6N6- TRIMETHYL -L-LYSINE</a>
143			CPD-396	<chem>C[n+]1cccc(c1)C(N)=O</chem>		<a href="http://biocyc.org/HUMAN/N">http://biocyc.org/HUMAN/N</a> <a href="#">EW- IMAGE?objec t=CPD-396</a>
144	107-97-1	2035386	SARCOSINE	<chem>CNCC(O)=O</chem>		<a href="http://biocyc.org/HUMAN/N">http://biocyc.org/HUMAN/N</a> <a href="#">EW- IMAGE?objec t=SARCOSIN E</a>
145			CPD-7650	<chem>COc1cc(CCN)ccc1O</chem>		<a href="http://biocyc.org/HUMAN/N">http://biocyc.org/HUMAN/N</a> <a href="#">EW- IMAGE?objec t=CPD-7650</a>
146			S-ADENOSYLMETHIONINAMINE	<chem>C[S+](CCCN)CC1OC(C(O)C1O)n1cnc2c(N)nnc21</chem>		<a href="http://biocyc.org/HUMAN/N">http://biocyc.org/HUMAN/N</a> <a href="#">EW- IMAGE?objec t=S- ADENOSYL METHIONIN AMINE</a>

147	29908-03-0		S-ADENOSYLMETHIONINE	<chem>C[S+](CCC(N)C([O-])=O)CC1OC(C(O)C1O)n1cnc2c(N)ncnc21</chem>		<a href="http://biochem.org/HUMAN/NEW-IMAGE?object=S-ADENOSYLMETHIONINE">http://biochem.org/HUMAN/NEW-IMAGE?object=S-ADENOSYLMETHIONINE</a>
148	2457-80-9		5-METHYLTHIOADENOSINE	<chem>CSCC1OC(C(O)C1O)n1cnc2c(N)ncnc21</chem>		<a href="http://biochem.org/HUMAN/NEW-IMAGE?object=5-METHYLTHIOADENOSINE">http://biochem.org/HUMAN/NEW-IMAGE?object=5-METHYLTHIOADENOSINE</a>
149			CPD-444	<chem>CSCC1OC(OP(O)(O)=O)C(O)C1O</chem>		<a href="http://biochem.org/HUMAN/NEW-IMAGE?object=CPD-444">http://biochem.org/HUMAN/NEW-IMAGE?object=CPD-444</a>
150	59-51-8	200-432-1	D,L-Methionine	<chem>CSCCC(C(=O)O)N</chem>		<a href="https://hmdb.ca/metabolites/HMDB0033951">https://hmdb.ca/metabolites/HMDB0033951</a>
151			IODINE-MOLECULE	II		<a href="http://biochem.org/HUMAN/NEW-IMAGE?object=IODINE-MOLECULE">http://biochem.org/HUMAN/NEW-IMAGE?object=IODINE-MOLECULE</a>
152	7664-41-7	2316353	AMMONIA	N	<chem>NH3</chem>	<a href="http://biochem.org/HUMAN/NEW-IMAGE?object=AMMONIA">http://biochem.org/HUMAN/NEW-IMAGE?object=AMMONIA</a>
153			PHOSPHORIBOSYL-ATP	<chem>OC1C(COP(O)(O)=O)OC(C1O)N1C=Nc2c(ncn2C2OC(COP(O)(=O)OP(O)(=O)OP(O)(O)=O)C(O)C2O)C1=N</chem>		<a href="http://biochem.org/HUMAN/NEW-IMAGE?object=PHOSPHORIBOSYL-ATP">http://biochem.org/HUMAN/NEW-IMAGE?object=PHOSPHORIBOSYL-ATP</a>
154		2332710	NITRIC-OXIDE	N=O	<chem>N=O</chem>	<a href="http://biochem.org/HUMAN/NEW-IMAGE?object=NITRIC-OXIDE">http://biochem.org/HUMAN/NEW-IMAGE?object=NITRIC-OXIDE</a>

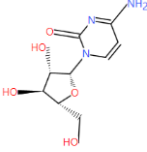
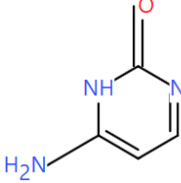
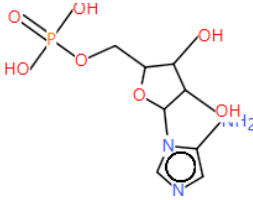
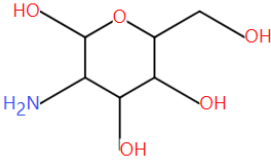
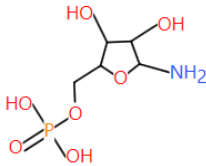
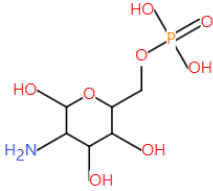
						<b>OXIDE</b>
155			2-AMINOMUCONATE SEMIALDEHYDE	<chem>NC(=CC=CC=O)C(O)=O</chem>		<a href="http://biocyc.org/HUMAN/NEW-IMAGE?object=2-AMINOMUCONATE_SEMIALDEHYDE">http://biocyc.org/HUMAN/NEW-IMAGE?object=2-AMINOMUCONATE_SEMIALDEHYDE</a>
156			PHOSPHORIBOSYL-FORMAMIDOCARBOXAMIDE	<chem>NC(=O)c1ncn(C2OC(COP(O)(O)=O)C(O)C2O)c1NC=O</chem>		<a href="http://biocyc.org/HUMAN/NEW-IMAGE?object=PHOSPHORIBOSYL-FORMAMIDOCARBOXAMIDE">http://biocyc.org/HUMAN/NEW-IMAGE?object=PHOSPHORIBOSYL-FORMAMIDOCARBOXAMIDE</a>
157	1094-61-7		NICOTINAMIDE NUCLEOTIDE	<chem>NC(=O)c1ccc[n+](c1)C1OC(COP(O)([O-])=O)C(O)C1O</chem>		<a href="http://biocyc.org/HUMAN/NEW-IMAGE?object=NICOTINAMIDE_NUCLEOTIDE">http://biocyc.org/HUMAN/NEW-IMAGE?object=NICOTINAMIDE_NUCLEOTIDE</a>
158	98-92-0	2027134	NIACINAMIDE	<chem>NC(=O)c1cccn1</chem>		<a href="http://biocyc.org/HUMAN/NEW-IMAGE?object=NIACINAMIDE">http://biocyc.org/HUMAN/NEW-IMAGE?object=NIACINAMIDE</a>
159			DIHYDROLIPOAMIDE	<chem>NC(=O)CCCCC(S)CCS</chem>		<a href="http://biocyc.org/HUMAN/NEW-IMAGE?object=DIHYDROLIPOAMIDE">http://biocyc.org/HUMAN/NEW-IMAGE?object=DIHYDROLIPOAMIDE</a>
160	940-69-2	2133752	LIPOAMIDE	<chem>NC(=O)CCCCC1CCSS1</chem>		<a href="http://biocyc.org/HUMAN/NEW-IMAGE?object=LIPOAMIDE">http://biocyc.org/HUMAN/NEW-IMAGE?object=LIPOAMIDE</a>
161	99-16-1	EC Number :2027354	ALLANTOATE	<chem>NC(=O)NC(NC(N)=O)C(=O)O</chem>		<a href="http://biocyc.org/HUMAN/NEW-IMAGE?object=ALLANTOATE">http://biocyc.org/HUMAN/NEW-IMAGE?object=ALLANTOATE</a>

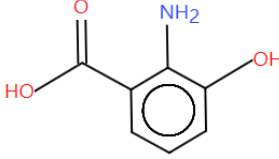
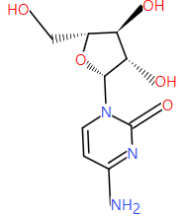
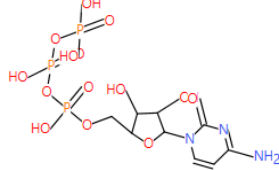
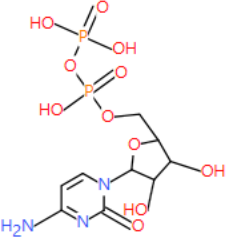
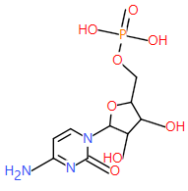
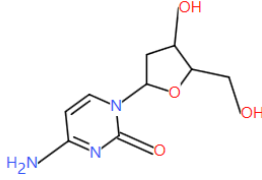
						<a href="#">ATE</a>
162	16649-79-9		CARBAMYUL-L-ASPARTATE	<chem>NC(=O)NC(C(=O)=O)C(O)=O</chem>		<a href="http://biocyc.org/HUMAN/NEW-IMAGE?object=CARBAMYUL-L-ASPARTATE">http://biocyc.org/HUMAN/NEW-IMAGE?object=CARBAMYUL-L-ASPARTATE</a>
163			CPD-1091	<chem>NC(=O)NC(O)C(O)=O</chem>		<a href="http://biocyc.org/HUMAN/NEW-IMAGE?object=CPD-1091">http://biocyc.org/HUMAN/NEW-IMAGE?object=CPD-1091</a>
164			3-UREIDO-PROPIONATE	<chem>NC(=O)NCCC(O)=O</chem>		<a href="http://biocyc.org/HUMAN/NEW-IMAGE?object=3-UREIDO-PROPIONATE">http://biocyc.org/HUMAN/NEW-IMAGE?object=3-UREIDO-PROPIONATE</a>
165	590-55-6		CARBAMOYL-P	<chem>NC(=O)OP(=O)(O)O</chem>		<a href="http://biocyc.org/HUMAN/NEW-IMAGE?object=CARBAMOYL-P">http://biocyc.org/HUMAN/NEW-IMAGE?object=CARBAMOYL-P</a>
166			L-ERYTHRO-4-HYDROXY-GLUTAMATE	<chem>NC(CC(O)C(O)=O)C(O)=O</chem>		<a href="http://biocyc.org/HUMAN/NEW-IMAGE?object=L-ERYTHRO-4-HYDROXY-GLUTAMATE">http://biocyc.org/HUMAN/NEW-IMAGE?object=L-ERYTHRO-4-HYDROXY-GLUTAMATE</a>
167	73-22-3	2007956	TRYPTOPHAN	<chem>N[C@@H](Cc1c[nH]c2ccccc12)C(O)=O</chem>		<a href="https://biocyc.org/compound?orgid=HUMAN&amp;id=TRP">https://biocyc.org/compound?orgid=HUMAN&amp;id=TRP</a>

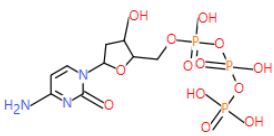
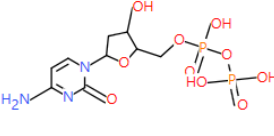
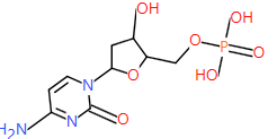
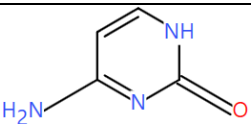
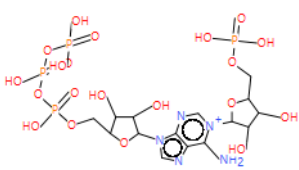
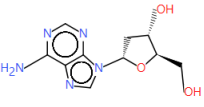
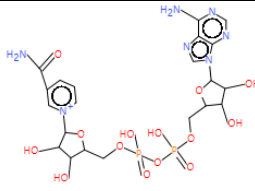
168	70-18-8		GLUTATHIONE	<chem>NC(CCC(=O)NC(CS)C(=O)NCC(O)=O)C(=O)O</chem>		<a href="http://biocyc.org/HUMAN/NEW-IMAGE?object=GLUTATHIONE">http://biocyc.org/HUMAN/NEW-IMAGE?object=GLUTATHIONE</a>
169	686-58-8		L-GAMMA-GLUTAMYL CYSTEINE	<chem>NC(CCC(=O)NC(CS)C(=O)O)C(=O)O</chem>		<a href="http://biocyc.org/HUMAN/NEW-IMAGE?object=L-GAMMA-GLUTAMYL CYSTEINE">http://biocyc.org/HUMAN/NEW-IMAGE?object=L-GAMMA-GLUTAMYL CYSTEINE</a>
170			CPD-548	<chem>NC(CCC(=O)NC(CSC(=O)C(=O)NCC(O)=O)C(=O)O)C(=O)O</chem>		<a href="http://biocyc.org/HUMAN/NEW-IMAGE?object=CPD-548">http://biocyc.org/HUMAN/NEW-IMAGE?object=CPD-548</a>
171			S-HYDROXYMETHYLGLUTATHIONE	<chem>NC(CCC(=O)NC(CSCC(O)C)C(=O)NCC(O)=O)C(=O)O</chem>		<a href="http://biocyc.org/HUMAN/NEW-IMAGE?object=S-HYDROXYMETHYLGLUTATHIONE">http://biocyc.org/HUMAN/NEW-IMAGE?object=S-HYDROXYMETHYLGLUTATHIONE</a>
172	27025-41-8		OXIDIZED-GLUTATHIONE	<chem>NC(CCC(=O)NC(CSSCC(NC(=O)CCC(N)C(=O)O)C(=O)NCC(O)=O)C(=O)O)C(=O)O</chem>		<a href="http://biocyc.org/HUMAN/NEW-IMAGE?object=OXIDIZED-GLUTATHIONE">http://biocyc.org/HUMAN/NEW-IMAGE?object=OXIDIZED-GLUTATHIONE</a>
173			L-GLUTAMATE-5-P	<chem>NC(CCC(=O)OP(O)(O)=O)C(=O)O</chem>		<a href="http://biocyc.org/HUMAN/NEW-IMAGE?object=L-GLUTAMATE-5-P">http://biocyc.org/HUMAN/NEW-IMAGE?object=L-GLUTAMATE-5-P</a>
174			L-GLUTAMATE_GAMMA-SEMIALDEHYDE	<chem>NC(CCC(=O)C(=O)O)C(=O)O</chem>		<a href="http://biocyc.org/HUMAN/NEW-IMAGE?object=L-GLUTAMATE_GAMMA-SEMIALDEHYDE">http://biocyc.org/HUMAN/NEW-IMAGE?object=L-GLUTAMATE_GAMMA-SEMIALDEHYDE</a>

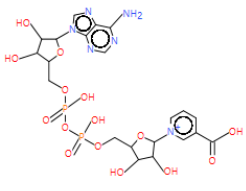
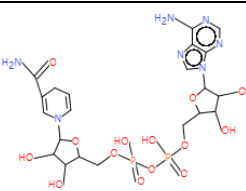
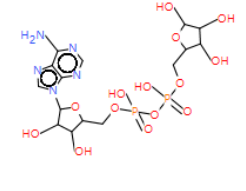
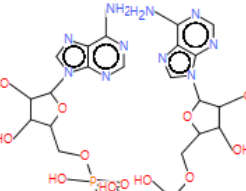
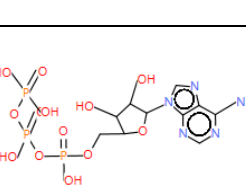
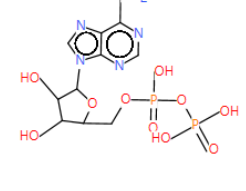
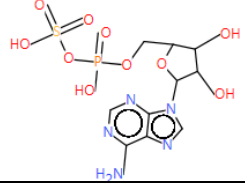
						<a href="#">GLUTAMAT E GAMMA-SEMIALDEHYDE</a>
175			L-ARGININO-SUCCINATE	<chem>NC(CCCN=C(N)NC(CC(O)=O)C(O)=O)C(O)=O</chem>		<a href="http://biocyc.org/HUMAN/NEW-IMAGE?object=L-ARGININO-SUCCINATE">http://biocyc.org/HUMAN/NEW-IMAGE?object=L-ARGININO-SUCCINATE</a>
176	454-28-4		HOMO-CYS	<chem>NC(CCS)C(O)=O</chem>		<a href="http://biocyc.org/HUMAN/NEW-IMAGE?object=HOMO-CYS">http://biocyc.org/HUMAN/NEW-IMAGE?object=HOMO-CYS</a>
177	979-92-0		ADENOSYL-HOMO-CYS	<chem>NC(CCSCC1OC(C(O)C1O)n1cnc2c(N)ncnc21)C(O)=O</chem>		<a href="http://biocyc.org/HUMAN/NEW-IMAGE?object=ADENOSYL-HOMO-CYS">http://biocyc.org/HUMAN/NEW-IMAGE?object=ADENOSYL-HOMO-CYS</a>
178			5-PHOSPHORIBOSYL-N-FORMYLGLYCINEAMIDINE	<chem>NC(CNC=O)=NC1OC(COP(O)(O)=O)C(O)C1O</chem>		<a href="http://biocyc.org/HUMAN/NEW-IMAGE?object=5-PHOSPHORIBOSYL-N-FORMYLGLYCINEAMIDINE">http://biocyc.org/HUMAN/NEW-IMAGE?object=5-PHOSPHORIBOSYL-N-FORMYLGLYCINEAMIDINE</a>
179	56-45-1	2002743	SERINE	<chem>N[C@@H](C(O)C(O)=O)</chem>		<a href="https://biocyc.org/compound?orgid=HUMAN&amp;id=SER">https://biocyc.org/compound?orgid=HUMAN&amp;id=SER</a>
180	17885-08-4		3-P-SERINE	<chem>NC(COP(O)(O)=O)C(O)=O</chem>		<a href="http://biocyc.org/HUMAN/NEW-IMAGE?object=3-P-SERINE">http://biocyc.org/HUMAN/NEW-IMAGE?object=3-P-SERINE</a>
181	1115-65-7	2142285	3-	<chem>N[C@@H](C[</chem>		<a href="http://biocyc.org">http://biocyc.org</a>

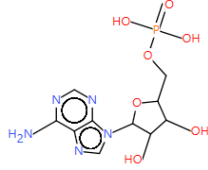
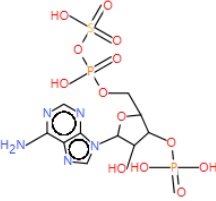
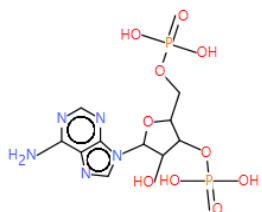
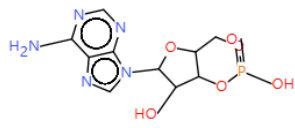
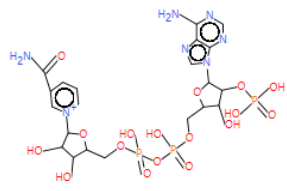
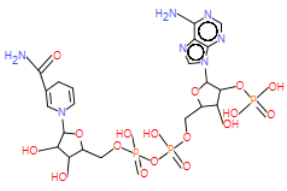
			SULFINOALANINE	<chem>S+(O)(O)C(O)=O</chem>		<a href="http://biochem.wisc.edu/chemres/chemres30/sulfinoalanine.html">http://biochem.wisc.edu/chemres/chemres30/sulfinoalanine.html</a>
182	352-97-6	2065295	GUANIDOACETIC ACID	<chem>NC(N)=NCC(=O)O</chem>		<a href="http://biochem.wisc.edu/chemres/chemres30/guanidoaceticacid.html">http://biochem.wisc.edu/chemres/chemres30/guanidoaceticacid.html</a>
183	57-13-6		UREA	<chem>NC(N)=O</chem>		<a href="http://biochem.wisc.edu/chemres/chemres30/urea.html">http://biochem.wisc.edu/chemres/chemres30/urea.html</a>
184			P-RIBOSYL-4-SUCCARB-AMINOIMIDAZOLE	<chem>Nc1c(ncn1C1OC(COP(O)(O)=O)C(O)C1O)C(=O)NC(CC(=O)O)C(O)=O</chem>		<a href="http://biochem.wisc.edu/chemres/chemres30/p-ribosyl-4-succarb-aminoimidazole.html">http://biochem.wisc.edu/chemres/chemres30/p-ribosyl-4-succarb-aminoimidazole.html</a>
185	3031-94-5		AICAR	<chem>NC(=O)c1ncn(C2OC(COP(O)(O)=O)C(O)C2O)c1N</chem>		<a href="http://biochem.wisc.edu/chemres/chemres30/aicar.html">http://biochem.wisc.edu/chemres/chemres30/aicar.html</a>
186			PHOSPHORIBOSYL-CARBOXY-AMINOIMIDAZOLE	<chem>Nc1c(ncn1C1OC(COP(O)(O)=O)C(O)C1O)C(=O)O</chem>		<a href="http://biochem.wisc.edu/chemres/chemres30/phosphoribosyl-carboxy-aminoimidazole.html">http://biochem.wisc.edu/chemres/chemres30/phosphoribosyl-carboxy-aminoimidazole.html</a>
187	73-24-5		ADENINE_2	<chem>Nc1ncnc2nc[nH]c12</chem>		<a href="http://biochem.wisc.edu/chemres/chemres30/adenine.html">http://biochem.wisc.edu/chemres/chemres30/adenine.html</a>
188	65-46-3	2006109	CYTIDINE	<chem>NC1C=CN([C</chem>		<a href="https://biochem.wisc.edu/chemres/chemres30/cytidine.html">https://biochem.wisc.edu/chemres/chemres30/cytidine.html</a>

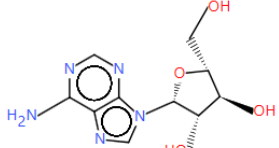
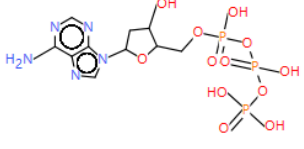
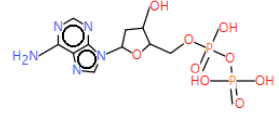
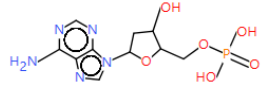
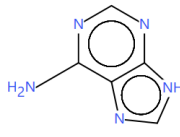
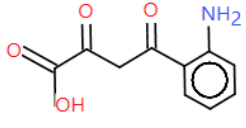
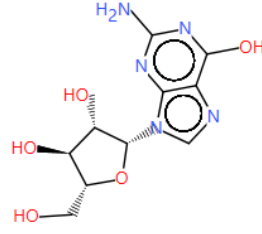
				<chem>@@H]2O[C@H](CO)[C@@H](O)[C@H]2O)C(=O)N=1</chem>		<a href="http://biochem.org/compound?orgid=HUMAN&amp;id=CYTIDINE">org/compound?orgid=HUMAN&amp;id=CYTIDINE</a>
189	71-30-7		CCYTOSINE_2	<chem>NC1NC(=O)N=CC=1</chem>		<a href="http://biochem.org/HUMAN/NEW-IMAGE?object=CYTOSINE">http://biochem.org/HUMAN/NEW-IMAGE?object=CYTOSINE</a>
190	25635-88-5		5-PHOSPHORIBOSYL-5-AMINOIMIDAZOLE	<chem>Nc1cnc1C1OC(COP(O)(O)=O)C(O)C1O</chem>		<a href="http://biochem.org/HUMAN/NEW-IMAGE?object=5-PHOSPHORIBOSYL-5-AMINOIMIDAZOLE">http://biochem.org/HUMAN/NEW-IMAGE?object=5-PHOSPHORIBOSYL-5-AMINOIMIDAZOLE</a>
191	3416-24-8		GLUCOSAMINE	<chem>NC1C(O)OC(CO)C(O)C1O</chem>		<a href="https://biochem.org/compound?orgid=HUMAN&amp;id=GLUCOSAMINE">https://biochem.org/compound?orgid=HUMAN&amp;id=GLUCOSAMINE</a>
192			5-P-BETA-D-RIBOSYL-AMINE	<chem>NC1OC(COP(O)(O)=O)C(O)C1O</chem>		<a href="http://biochem.org/HUMAN/NEW-IMAGE?object=5-P-BETA-D-RIBOSYL-AMINE">http://biochem.org/HUMAN/NEW-IMAGE?object=5-P-BETA-D-RIBOSYL-AMINE</a>
193	3616-42-0		D-GLUCOSAMINE-6-P	<chem>NC1C(O)OC(COP(O)(O)=O)C(O)C1O</chem>		<a href="http://biochem.org/HUMAN/NEW-IMAGE?object=D-GLUCOSAMINE-6-P">http://biochem.org/HUMAN/NEW-IMAGE?object=D-GLUCOSAMINE-6-P</a>
194	548-93-6	2089625	3-HYDROXY-ANTHRANILATE	<chem>Nc1c(O)cccc1C(=O)O</chem>		<a href="http://biochem.org/HUMAN/NEW-">http://biochem.org/HUMAN/NEW-</a>

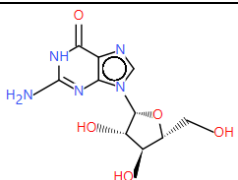
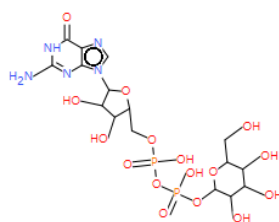
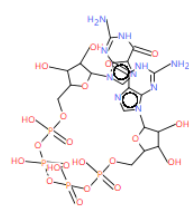
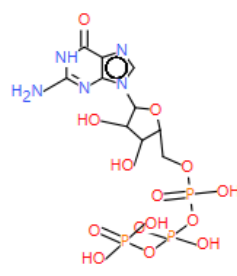
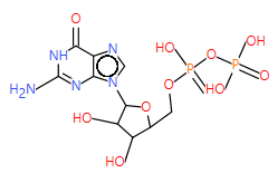
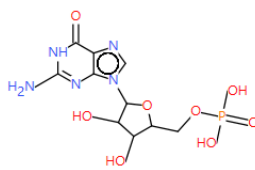
						<a href="#">IMAGE?object=3-HYDROXY-ANTHRANILATE</a>
195	65-46-3	2006109	CYTIDINE_2	<chem>NC1C=CN([C@@H]2O[C@@H](CO)[C@@H](O)[C@H]2O)C(=O)N=1</chem>		<a href="http://biocyc.org/HUMAN/NEW-IMAGE?object=CYTIDINE">http://biocyc.org/HUMAN/NEW-IMAGE?object=CYTIDINE</a>
196			Cytidine triphosphate	<chem>NC1C=CN(C2OC(COP(O)(=O)OP(O)(=O)OP(O)(O)=O)C(O)C2O)C(=O)N=1</chem>		<a href="https://biocyc.org/compound?orgid=HUMAN&amp;id=CTP">https://biocyc.org/compound?orgid=HUMAN&amp;id=CTP</a>
197			Cytidine diphosphate	<chem>NC=1C=CN(C(=O)N=1)C2OC(COP(O)(=O)OP(O)(O)=O)C(O)C2(O)</chem>		<a href="https://biocyc.org/compound?orgid=HUMAN&amp;id=CDP">https://biocyc.org/compound?orgid=HUMAN&amp;id=CDP</a>
198			Cytidine monophosphate	<chem>NC1C=CN(C2OC(COP(O)(O)=O)C(O)C2O)C(=O)N=1</chem>		<a href="https://biocyc.org/compound?orgid=HUMAN&amp;id=CMP">https://biocyc.org/compound?orgid=HUMAN&amp;id=CMP</a>
199	951-77-9		DEOXYCYTIDINE	<chem>NC1C=CN(C2CC(O)C(CO)O2)C(=O)N=1</chem>		<a href="https://biocyc.org/compound?orgid=HUMAN&amp;id=DEOXYCYTIDINE">https://biocyc.org/compound?orgid=HUMAN&amp;id=DEOXYCYTIDINE</a>
200			Deoxycytidine	<chem>NC=1C=CN(C</chem>	<a href="https://biocyc.org/compound?orgid=HUMAN&amp;id=DEOXYCYTIDINE">https://biocyc.org/compound?orgid=HUMAN&amp;id=DEOXYCYTIDINE</a>	

			triphosphate	<chem>(=O)N=1)C2C C(O)C(COP(=O) (O)OP(=O)(O) OP(=O)(O) O)O2</chem>		<a href="http://org.compound?orgid=HUMAN&amp;id=DCTP">org.compound?orgid=HUMAN&amp;id=DCTP</a>
201			Deoxycytidine diphosphate	<chem>NC1C=CN(C2 CC(O)C(COP(=O) (O)OP(O)(O)=O) O2)C(=O)N=1</chem>		<a href="https://biocyc.org/compound?orgid=HUMAN&amp;id=DCDP">https://biocyc.org/compound?orgid=HUMAN&amp;id=DCDP</a>
202			Deoxycytidine monophosphate	<chem>NC=1C=CN(C (=O)N=1)C2C C(O)C(COP(O) (O)=O)O2</chem>		<a href="https://biocyc.org/compound?orgid=HUMAN&amp;id=DCMP">https://biocyc.org/compound?orgid=HUMAN&amp;id=DCMP</a>
203	71-30-7	2007495	CYTOSINE	<chem>NC1=NC(=O) NC=C1</chem>		UNDER DEVELOPMENT
204			PHOSPHORIBOSYL-ATP_1	<chem>Nc1c2ncn(C3 OC(COP(O)(=O) OP(O)(O)=O) OP(O)(O)=O) C(O)C3O)c2nc [n+]1C1OC(C OP(O)(O)=O) C(O)C1O</chem>		UNDER DEVELOPMENT
205	958-09-8	2134887	DEOXYADENOSINE	<chem>Nc1ncnc2c1nc n2[C@@H]1C [C@H](O)[C@@H] (CO)O1</chem>		<a href="https://biocyc.org/compound?orgid=HUMAN&amp;id=DEOXYADENOSINE">https://biocyc.org/compound?orgid=HUMAN&amp;id=DEOXYADENOSINE</a>
206	53-84-9		NADH	<chem>NC(=O)c1ccc[ n+](c1)C1OC (COP(O)(=O)O P(O)(=O)OCC 2OC(C(O)C2O )n2cnc3c(N)nc nc23)C(O)C1 O</chem>		<a href="http://biocyc.org/HUMAN/NEW-IMAGE?object=NADH">http://biocyc.org/HUMAN/NEW-IMAGE?object=NADH</a>
207	6450-77-7		DEAMIDO-NAD	<chem>Nc1ncnc2c1nc n2C1OC(COP(=O) OP(O)(O)(O)O</chem>		<a href="http://biocyc.org/HUMAN/NEW-">http://biocyc.org/HUMAN/NEW-</a>

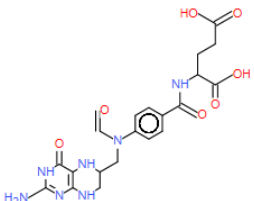
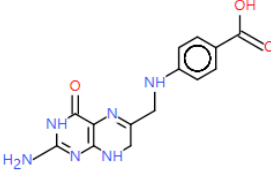
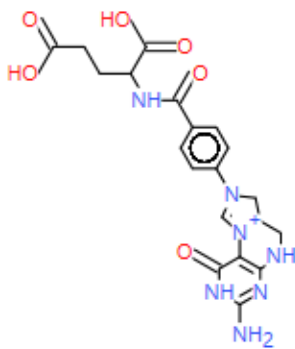
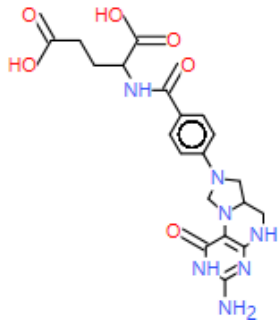
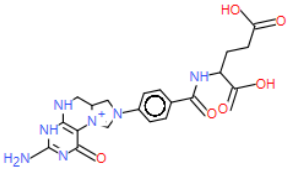
				<chem>=O)OCC2OC(C(O)C2O)[n+]2cccc(c2)C(O)=O)C(O)C1O</chem>		<a href="#">IMAGE?object=DEAMIDO-NAD</a>
208	53-84-9		NADH	<chem>NC(=O)C1CC=CN(C=1)C1OC(COP(O)(=O)OP(O)(=O)OCC2OC(C(O)C2O)n2cnc3c(N)ncnc32)C(O)C1O</chem>		<a href="http://biochem.org/HUMAN/NEW-IMAGE?object=NAD">http://biochem.org/HUMAN/NEW-IMAGE?object=NAD</a>
209	20762-30-5		ADENOSINE_DIPHOSPHATE_RIBOSE	<chem>Nc1ncnc2c1ncn2C1OC(COP(O)(=O)OP(O)(=O)OCC2OC(C(O)C2O)C(O)C1O</chem>		<a href="http://biochem.org/HUMAN/NEW-IMAGE?object=ADENOSINE_DIPHOSPHATE_RIBOSE">http://biochem.org/HUMAN/NEW-IMAGE?object=ADENOSINE_DIPHOSPHATE_RIBOSE</a>
210			ADENOSINE5TRIPHOSPHO5ADENOSINE	<chem>Nc1ncnc2c1ncn2C1OC(COP(O)(=O)OP(O)(=O)OP(O)(=O)OCC2OC(C(O)C2O)n2cnc3c(N)ncnc32)C(O)C1O</chem>		<a href="http://biochem.org/HUMAN/NEW-IMAGE?object=ADENOSINE5TRIPHOSPHO5ADENOSINE">http://biochem.org/HUMAN/NEW-IMAGE?object=ADENOSINE5TRIPHOSPHO5ADENOSINE</a>
211			Adenosine triphosphate	<chem>Nc1ncnc2c1ncn2C1OC(COP(O)(=O)OP(O)(=O)OP(O)(=O)OCC2OC(C(O)C2O)C(O)C1O</chem>		<a href="https://biochem.org/compound?orgid=HUMAN&amp;id=ATP">https://biochem.org/compound?orgid=HUMAN&amp;id=ATP</a>
212			Adenosine diphosphate	<chem>Nc1ncnc2c1ncn2C1OC(COP(O)(=O)OP(O)(=O)OCC2OC(C(O)C2O)C(O)C1O</chem>		<a href="https://biochem.org/compound?orgid=HUMAN&amp;id=ADP">https://biochem.org/compound?orgid=HUMAN&amp;id=ADP</a>
213	485-84-7		APS	<chem>Nc1ncnc2c1ncn2C1OC(COP(O)(=O)OS(O)(=O)=O)C(O)C1O</chem>		<a href="https://biochem.org/compound?orgid=HUMAN&amp;id=APS">https://biochem.org/compound?orgid=HUMAN&amp;id=APS</a>

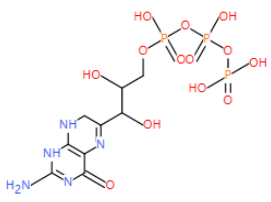
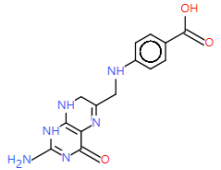
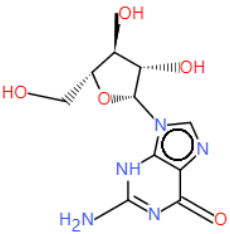
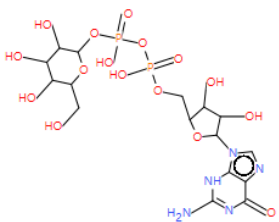
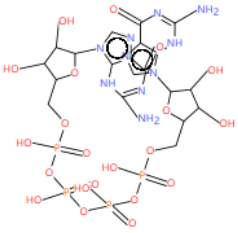
214			Adenosine phosphate	<chem>NC3N=CN=C1C=3(N=CN1C2OC(COP(O)(O)=O)C(O)C2(O))</chem>		<a href="https://biocyc.org/compound?orgid=HUMAN&amp;id=AMP">https://biocyc.org/compound?orgid=HUMAN&amp;id=AMP</a>
215	482-67-7		PAPS	<chem>Nc1ncnc2c1ncn2C1OC(COP(O)(=O)OS(O)(=O)=O)C(OP(O)(O)=O)C1O</chem>		<a href="http://biocyc.org/HUMAN/NEW-IMAGE?object=PAPS">http://biocyc.org/HUMAN/NEW-IMAGE?object=PAPS</a>
216	60-92-4		PAP	<chem>Nc1ncnc2c1ncn2C1OC(COP(O)(O)=O)C(OP(O)(O)=O)C1O</chem>		<a href="http://biocyc.org/HUMAN/NEW-IMAGE?object=PAP">http://biocyc.org/HUMAN/NEW-IMAGE?object=PAP</a>
217	60-92-4		CAMP	<chem>Nc1ncnc2c1ncn2C1OC2COP(O)(=O)OC2C1O</chem>		<a href="http://biocyc.org/HUMAN/NEW-IMAGE?object=CAMP">http://biocyc.org/HUMAN/NEW-IMAGE?object=CAMP</a>
218	53-59-8		NADP	<chem>NC(=O)c1ccc[n+](c1)C1OC(COP(O)(=O)OP(O)(=O)OCC2OC(C(OP(O)(O)=O)C2O)n2cnc3c(N)ncnc32)C(O)C1O</chem>		<a href="http://biocyc.org/HUMAN/NEW-IMAGE?object=NADP">http://biocyc.org/HUMAN/NEW-IMAGE?object=NADP</a>
219	2646-71-1		NADPH	<chem>NC(=O)C1CC=CN(C=1)C1OC(COP(O)(=O)OP(O)(=O)OCC2OC(C(OP(O)(O)=O)C2O)n2cnc3c(N)ncnc23)C(O)C1O</chem>		<a href="http://biocyc.org/HUMAN/NEW-IMAGE?object=NADPH">http://biocyc.org/HUMAN/NEW-IMAGE?object=NADPH</a>
220	58-61-7	2003899	ADENOSINE	<chem>NC1=NC=NC2=C1N=CN2[</chem>		<a href="https://biocyc.org/compound">https://biocyc.org/compound</a>

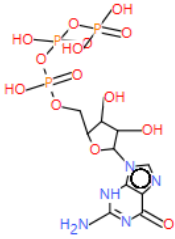
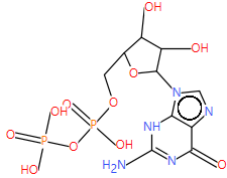
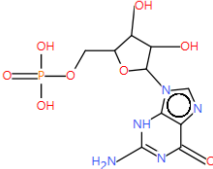
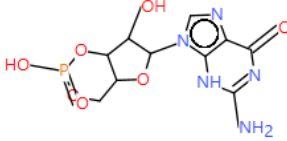
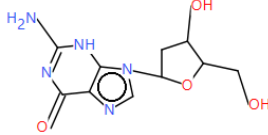
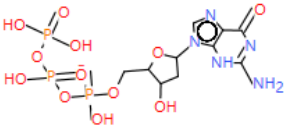
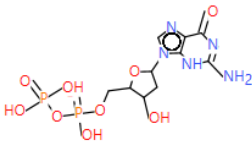
				<chem>C@@H]3O[C@H](CO)[C@@H](O)[C@H]3O</chem>		?orgid=HUMAN&id=ADENOSINE
221			Deoxyadenosine triphosphate	<chem>Nc1ncnc2c1ncn2C1CC(O)C(COP(=O)(=O)OP(=O)(=O)OP(=O)(=O)O1)</chem>		<a href="https://biocyc.org/compound?orgid=HUMAN&amp;id=DATP">https://biocyc.org/compound?orgid=HUMAN&amp;id=DATP</a>
222			Deoxyadenosine diphosphate	<chem>NC3=NC=NC2=C3(N=CN2(C1CC(O)C(COP(=O)(O)OP(=O)(O)O1)))</chem>		<a href="https://biocyc.org/compound?orgid=HUMAN&amp;id=DADP">https://biocyc.org/compound?orgid=HUMAN&amp;id=DADP</a>
223			Deoxyadenosine monophosphate	<chem>NC3=NC=NC2=C3(N=CN2(C1CC(O)C(COP(O)(O)=O1)))</chem>		<a href="https://biocyc.org/compound?orgid=HUMAN&amp;id=DAMP">https://biocyc.org/compound?orgid=HUMAN&amp;id=DAMP</a>
224	73-24-5	2007961	ADENINE	<chem>NC1C2NC=NC=2N=CN1</chem>		<a href="https://biocyc.org/compound?orgid=HUMAN&amp;id=ADENINE">https://biocyc.org/compound?orgid=HUMAN&amp;id=ADENINE</a>
225			CPD-476	<chem>Nc1ccc(C(=O)CC(=O)C(=O)O)=O1</chem>		<a href="http://biocyc.org/HUMAN/NEW-IMAGE?object=CPD-476">http://biocyc.org/HUMAN/NEW-IMAGE?object=CPD-476</a>
226	118-00-3		GUANOSINE	<chem>Nc1nc(O)c2ncn([C@@H]3O[C@H](CO)[C@@H](O)[C@H]3O)c2n1</chem>		<a href="http://biocyc.org/HUMAN/NEW-IMAGE?object=GUANOSINE">http://biocyc.org/HUMAN/NEW-IMAGE?object=GUANOSINE</a>
227	118-00-3		GUANOSINE_2	<chem>NC1NC(=O)c2ncn([C@@H]3O[C@H](CO)[C@@H](O)[C@H]3O)c2N=</chem>		<a href="http://biocyc.org/HUMAN/NEW-IMAGE?object=GUANOSI">http://biocyc.org/HUMAN/NEW-IMAGE?object=GUANOSI</a>

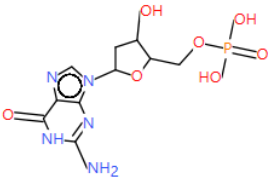
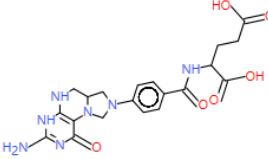
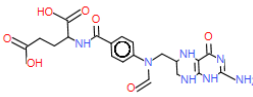
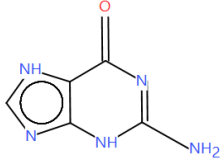
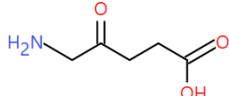
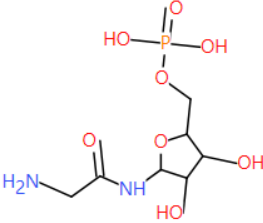
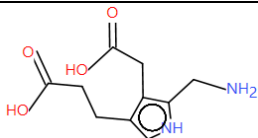
				1		<a href="#">NE</a>
228			GDP-MANNOSE_1	<chem>NC1NC(=O)c2ncn(C3OC(CO)P(O)(=O)OP(O)(=O)OC4OC(CO)C(O)C(O)C4O)C(O)C3O)c2N=1</chem>		<a href="http://biocyc.org/HUMAN/NEW-IMAGE?object=GDP-MANNOSE_1">http://biocyc.org/HUMAN/NEW-IMAGE?object=GDP-MANNOSE_1</a>
229			CPD-609	<chem>NC1NC(=O)c2ncn(C3OC(CO)P(O)(=O)OP(O)(=O)OP(O)(=O)OP(O)(=O)OCC4OC(CO)C4O)n4cnc5C(=O)NC(N)=Nc54)C(O)C3O)c2N=1</chem>		<a href="http://biocyc.org/HUMAN/NEW-IMAGE?object=CPD-609">http://biocyc.org/HUMAN/NEW-IMAGE?object=CPD-609</a>
230			Guanosine triphosphate	<chem>NC1NC(=O)c2ncn(C3OC(CO)P(O)(=O)OP(O)(=O)OP(O)(=O)C(O)C3O)c2N=1</chem>		<a href="https://biocyc.org/compound?orgid=HUMAN&amp;id=GTP">https://biocyc.org/compound?orgid=HUMAN&amp;id=GTP</a>
231			Guanosine diphosphate	<chem>NC1NC(=O)c2ncn(C3OC(CO)P(O)(=O)OP(O)(O)=O)C(O)C3O)c2N=1</chem>		<a href="https://biocyc.org/compound?orgid=HUMAN&amp;id=GDP">https://biocyc.org/compound?orgid=HUMAN&amp;id=GDP</a>
232			Guanosine monophosphate	<chem>NC1NC(=O)C=2N=CN(C=2(N=1))C3OC(COP(O)(O)=O)C(O)C3(O)</chem>		<a href="https://biocyc.org/compound?orgid=HUMAN&amp;id=GMP">https://biocyc.org/compound?orgid=HUMAN&amp;id=GMP</a>

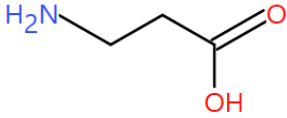
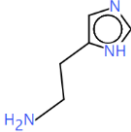
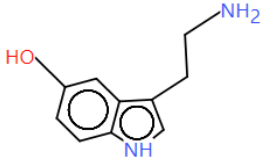
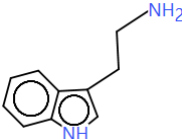
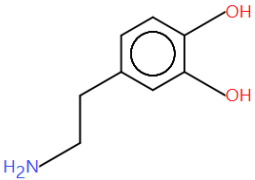
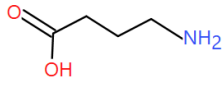
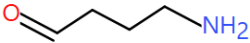



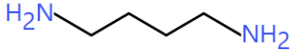
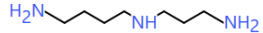
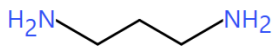
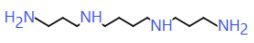
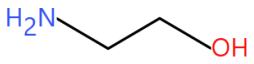
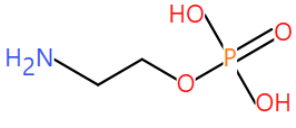
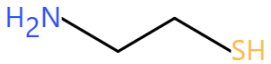
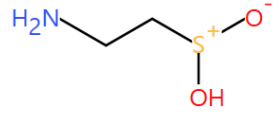
				(O)(O)=O		TERIN-P3
240	2800-34-2		10-FORMYL-THF_2	NC1NC(=O)C2NC(CNC=2N=1)CN(C=O)c1ccc(cc1)C(=O)NC(CCC(O)=O)C(O)=O		UNDER DEVELOPMENT
241			7-8-DIHYDROPTEROATE	NC1NC(=O)C2N=C(CNc3ccc(cc3)C(O)=O)CNC=2N=1		<a href="http://biochem.org/HUMAN/NEW-IMAGE?object=7-8-DIHYDROPTEROATE">http://biochem.org/HUMAN/NEW-IMAGE?object=7-8-DIHYDROPTEROATE</a>
242	7444-29-3		5-10-METHENYL-THF	NC1NC(=O)C2=C(NCC3CN(C=[N+]32)c2ccc(cc2)C(=O)NC(CCC(O)=O)C(O)=O)N=1		<a href="http://biochem.org/HUMAN/NEW-IMAGE?object=5-10-METHENYL-THF">http://biochem.org/HUMAN/NEW-IMAGE?object=5-10-METHENYL-THF</a>
243			METHYLENE-THF	NC1NC(=O)C2N3CN(CC3CN=C=2N=1)c1ccc(cc1)C(=O)NC(CCC(O)=O)C(O)=O		<a href="http://biochem.org/HUMAN/NEW-IMAGE?object=METHYLENE-THF">http://biochem.org/HUMAN/NEW-IMAGE?object=METHYLENE-THF</a>
244	7444-29-3		5-10-METHENYL-THF_2	NC1NC2NCC3CN(C=[N+]3C=2C(=O)N=1)c1ccc(cc1)C(=O)NC(CCC(O)=O)C(O)=O		<a href="http://biochem.org/HUMAN/NEW-IMAGE?object=5-10-METHENYL-THF">http://biochem.org/HUMAN/NEW-IMAGE?object=5-10-METHENYL-THF</a>


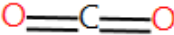
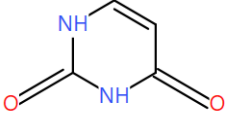
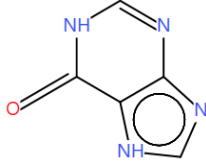
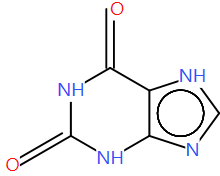
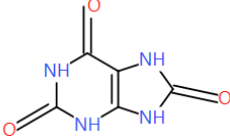
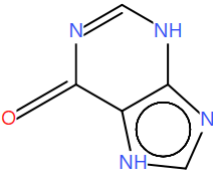
245			DIHYDRONEOPTERIN-P3_2	NC1NC2NCC(=NC=2C(=O)N=1)C(O)C(O)COP(O)(=O)OP(O)(=O)OP(O)(O)=O		<a href="http://biocyc.org/HUMAN/NEW-IMAGE?object=DIHYDRONEOPTERIN-P3">http://biocyc.org/HUMAN/NEW-IMAGE?object=DIHYDRONEOPTERIN-P3</a>
246			7-8-DIHYDROPTEROATE_2	NC2=NC(=O)C=3N=C(CNC1=CC=C(C=C1)C(=O)O)CN=C=3(N2)		<a href="http://biocyc.org/HUMAN/NEW-IMAGE?object=7-8-DIHYDROPTEROATE">http://biocyc.org/HUMAN/NEW-IMAGE?object=7-8-DIHYDROPTEROATE</a>
247	118-00-3		GUANOSINE	NC1=NC2=C(N=CN2[C@@H]3O[C@H](CO)[C@@H](O)[C@H]3O)C(=O)N1		<a href="https://biocyc.org/compound?orgid=HUMAN&amp;id=GUANOSINE">https://biocyc.org/compound?orgid=HUMAN&amp;id=GUANOSINE</a>
248			GDP-MANNOSE_2	NC1Nc2c(ncn2C2OC(COP(O)(=O)OP(O)(=O)OC3OC(CO)C(O)C(O)C3O)C(O)C2O)C(=O)N=1		<a href="http://biocyc.org/HUMAN/NEW-IMAGE?object=GDP-MANNOSE">http://biocyc.org/HUMAN/NEW-IMAGE?object=GDP-MANNOSE</a>
249			CPD-609_2	NC1Nc2c(ncn2C2OC(COP(O)(=O)OP(O)(=O)OP(O)(=O)OP(O)(=O)OC3OC(CO)C(O)C3O)n3cnc4C(=O)N=C(N)Nc34)C(O)C2O)C(=O)N=1		<a href="http://biocyc.org/HUMAN/NEW-IMAGE?object=CPD-609">http://biocyc.org/HUMAN/NEW-IMAGE?object=CPD-609</a>
250			Guanosine triphosphate_2	NC1Nc2c(ncn2C2OC(COP(O)(=O)OP(O)(=O)OP(O)(=O)OP(O)(=O)OC3OC(CO)C(O)C3O)C(=O)N=1		<a href="http://biocyc.org/HUMAN/NEW-IMAGE?object=Guanosine triphosphate">http://biocyc.org/HUMAN/NEW-IMAGE?object=Guanosine triphosphate</a>

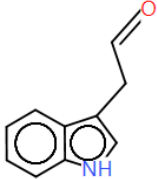

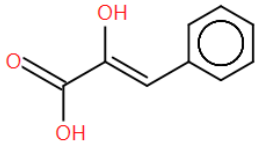
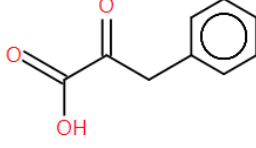
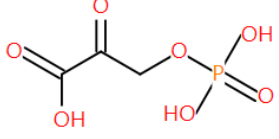
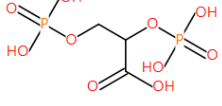
						
251				<chem>NC1Nc2c(ncn2C2OC(COP(=O)(=O)OP(O)(O)=O)C(O)C2O)C(=O)N=1</chem>		<a href="http://biocyc.org/HUMAN/NEW-IMAGE?object=Guanosine+diphosphate">http://biocyc.org/HUMAN/NEW-IMAGE?object=Guanosine+diphosphate</a>
252			Guanosine monophosphate_2	<chem>NC1Nc2c(ncn2C2OC(COP(=O)(O)=O)C(O)C2O)C(=O)N=1</chem>		<a href="http://biocyc.org/HUMAN/NEW-IMAGE?object=Guanosine+monophosphate">http://biocyc.org/HUMAN/NEW-IMAGE?object=Guanosine+monophosphate</a>
253	7665-99-8		961-07-9	<chem>NC1Nc2c(ncn2C2OC3COP(=O)(=O)OC3C2O)C(=O)N=1</chem>		<a href="http://biocyc.org/HUMAN/NEW-IMAGE?object=GUANOSINE">http://biocyc.org/HUMAN/NEW-IMAGE?object=GUANOSINE</a>
254	961-07-9		DEOXYGUANOSINE_2	<chem>NC1Nc2c(ncn2C2CC(O)C(CO)O2)C(=O)N=1</chem>		<a href="http://biocyc.org/HUMAN/NEW-IMAGE?object=DEOXYGUANOSINE">http://biocyc.org/HUMAN/NEW-IMAGE?object=DEOXYGUANOSINE</a>
255			Deoxyguanosine triphosphate_2	<chem>NC2=NC(=O)C=3N=CN(C1CC(O)C(COP(=O)(O)OP(=O)(O)OP(O)(=O)O)O1)C=3(N2)</chem>		<a href="http://biocyc.org/HUMAN/NEW-IMAGE?object=Deoxyguanosine+triphosphate">http://biocyc.org/HUMAN/NEW-IMAGE?object=Deoxyguanosine+triphosphate</a>
256			Deoxyguanosine diphosphate	<chem>NC2NC(=O)C=3N=CN(C1CC(O)C(COP(=O)(O)OP(=O)(O)O)O1)C=3(N2)</chem>		<a href="https://biocyc.org/compound?orgid=HUMAN&amp;id=DGDP">https://biocyc.org/compound?orgid=HUMAN&amp;id=DGDP</a>

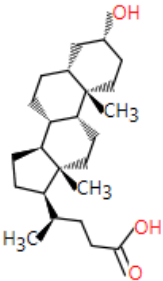
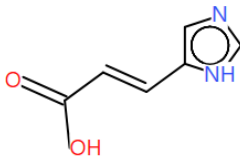
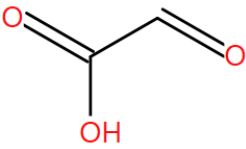
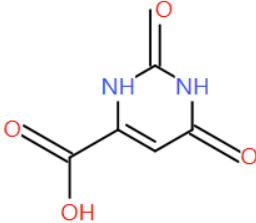
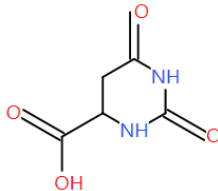
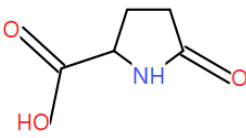
257			Deoxyguanosine monophosphate	<chem>NC2NC(=O)C=3N=CN(C1C C(O)C(COP(=O)(O)O)1)C=3(N=2)</chem>		<a href="https://biocyc.org/compound?orgid=HUMAN&amp;id=CPD-12365">https://biocyc.org/compound?orgid=HUMAN&amp;id=CPD-12365</a>
258			METHYLENE-THF_2	<chem>[H]C24(CNC=1NC(N)=NC(=O)C=1N4(CN(C2)C3=CC=C(C=C3)C(=O)N C(CCC(=O)O)C(=O)O))</chem>		<a href="https://biocyc.org/compound?orgid=HUMAN&amp;id=METHYLENE-THF">https://biocyc.org/compound?orgid=HUMAN&amp;id=METHYLENE-THF</a>
259			10-FORMYL-THF	<chem>NC1NC(=O)C=2NC(CNC=2(N=1))CN(C(=O)C3=CC=C(C=C3)C(=O)N C(CCC(=O)O)C(=O)O</chem>		<a href="http://biocyc.org/HUMAN/NEW-IMAGE?object=10-FORMYL-THF">http://biocyc.org/HUMAN/NEW-IMAGE?object=10-FORMYL-THF</a>
260	73-40-5		GUANINE_2	<chem>NC1NC2=C(NC=N2)C(=O)N=1</chem>		<a href="http://biocyc.org/HUMAN/NEW-IMAGE?object=GUANINE">http://biocyc.org/HUMAN/NEW-IMAGE?object=GUANINE</a>
261	106-60-5	2034141	5-AMINO-LEVULINATE	<chem>NCC(=O)CCC(O)=O</chem>		<a href="http://biocyc.org/HUMAN/NEW-IMAGE?object=5-AMINO-LEVULINATE">http://biocyc.org/HUMAN/NEW-IMAGE?object=5-AMINO-LEVULINATE</a>
262			5-PHOSPHO-RIBOSYL-GLYCINEAMIDE	<chem>NCC(=O)NC1OC(COP(=O)(O)O)=O)C(O)C1O</chem>		<a href="http://biocyc.org/HUMAN/NEW-IMAGE?object=5-PHOSPHO-RIBOSYL-GLYCINEAMIDE">http://biocyc.org/HUMAN/NEW-IMAGE?object=5-PHOSPHO-RIBOSYL-GLYCINEAMIDE</a>
263	487-90-1		PORPHOBILINOGEN	<chem>NCC=1NC=C(CCC(=O)O)C=1(CC(=O)O)</chem>		<a href="http://biocyc.org/HUMAN/NEW-IMAGE?object=PORPHOBILINOGEN">http://biocyc.org/HUMAN/NEW-IMAGE?object=PORPHOBILINOGEN</a>

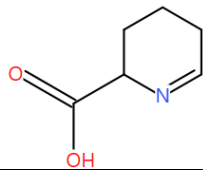
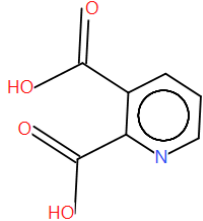
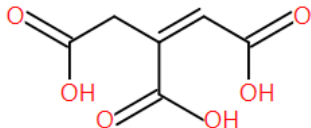
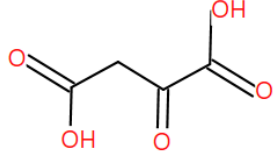
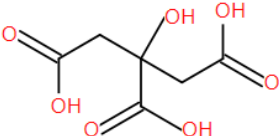
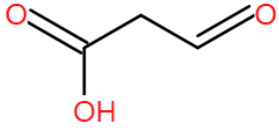
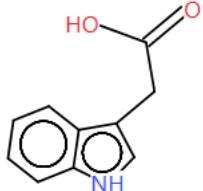
						<a href="http://biocyc.org/HUMAN/NEW-IMAGE?object=B-ALANINE">LINOGEN</a>
264	107-95-9		B-ALANINE	NCCC(=O)O		<a href="http://biocyc.org/HUMAN/NEW-IMAGE?object=B-ALANINE">http://biocyc.org/HUMAN/NEW-IMAGE?object=B-ALANINE</a>
265	51-45-6		HISTAMINE	NCCC1=CN=CN1		<a href="http://biocyc.org/HUMAN/NEW-IMAGE?object=HISTAMINE">http://biocyc.org/HUMAN/NEW-IMAGE?object=HISTAMINE</a>
266	50-67-9	2000589	SEROTONIN	NCCc1c[nH]c2ccc(O)cc12		<a href="http://biocyc.org/HUMAN/NEW-IMAGE?object=SEROTONIN">http://biocyc.org/HUMAN/NEW-IMAGE?object=SEROTONIN</a>
267	61-54-1	2005105	TRYPTAMINE	NCCc1c[nH]c2ccccc12		<a href="http://biocyc.org/HUMAN/NEW-IMAGE?object=TRYPTAMINE">http://biocyc.org/HUMAN/NEW-IMAGE?object=TRYPTAMINE</a>
268	51-61-6	2001100	DOPAMINE	NCCc1ccc(O)c(O)c1		<a href="http://biocyc.org/HUMAN/NEW-IMAGE?object=DOPAMINE">http://biocyc.org/HUMAN/NEW-IMAGE?object=DOPAMINE</a>
269	56-12-2	2002586	4-AMINO-BUTYRATE	NCCCC(O)=O		<a href="http://biocyc.org/HUMAN/NEW-IMAGE?object=4-AMINO-BUTYRATE">http://biocyc.org/HUMAN/NEW-IMAGE?object=4-AMINO-BUTYRATE</a>
270	4390-05-0		4-AMINO-BUTYRALDEHYDE	NCCCC=O		<a href="http://biocyc.org/HUMAN/NEW-IMAGE?object=4-AMINO-BUTYRALDEHYDE">http://biocyc.org/HUMAN/NEW-IMAGE?object=4-AMINO-BUTYRALDEHYDE</a>
271	462-94-2	2073290	CADAVERINE	NCCCCCN		<a href="http://biocyc.org/HUMAN/NEW-IMAGE?object=CADAVERINE">http://biocyc.org/HUMAN/NEW-IMAGE?object=CADAVERINE</a>

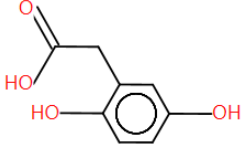
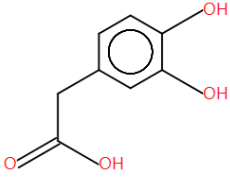
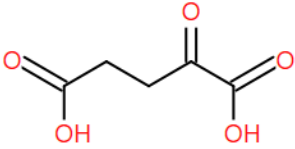
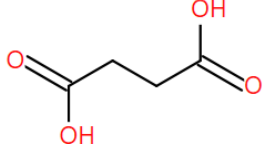
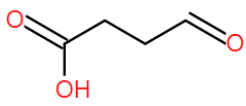
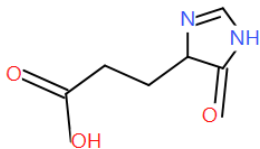
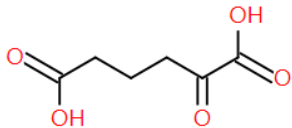
						<a href="#">t=CADAVERINE</a>
272	110-60-1	2037823	PUTRESCINE	NCCCCN		<a href="http://biocyc.org/HUMAN/NEW-IMAGE?object=PUTRESCINE">http://biocyc.org/HUMAN/NEW-IMAGE?object=PUTRESCINE</a>
273	124-20-9	2046890	SPERMIDINE	NCCCCNCCC N		<a href="http://biocyc.org/HUMAN/NEW-IMAGE?object=SPERMIDINE">http://biocyc.org/HUMAN/NEW-IMAGE?object=SPERMIDINE</a>
274	109-76-2	2037027	CPD-313	NCCCCN		<a href="http://biocyc.org/HUMAN/NEW-IMAGE?object=CPD-313">http://biocyc.org/HUMAN/NEW-IMAGE?object=CPD-313</a>
275	71-44-3	2007542	SPERMINE	NCCCNCCCC NCCCCN		<a href="http://biocyc.org/HUMAN/NEW-IMAGE?object=SPERMINE">http://biocyc.org/HUMAN/NEW-IMAGE?object=SPERMINE</a>
276	141-43-5	2054833	ETHANOL-AMINE	NCCO		<a href="http://biocyc.org/HUMAN/NEW-IMAGE?object=ETHANOL-AMINE">http://biocyc.org/HUMAN/NEW-IMAGE?object=ETHANOL-AMINE</a>
277	1071-23-4	2139885	PHOSPHORYL-ETHANOLAMINE	NCCOP(O)(O) =O		<a href="http://biocyc.org/HUMAN/NEW-IMAGE?object=PHOSPHORYL-ETHANOLAMINE">http://biocyc.org/HUMAN/NEW-IMAGE?object=PHOSPHORYL-ETHANOLAMINE</a>
278	60-23-1	2004630	CPD-239	NCCS		<a href="http://biocyc.org/HUMAN/NEW-IMAGE?object=CPD-239">http://biocyc.org/HUMAN/NEW-IMAGE?object=CPD-239</a>
279	300-84-5		HYPOTAURINE	NCC[S+](O)[ O-]		<a href="http://biocyc.org/HUMAN/NEW-IMAGE?object=HYPOTAURINE">http://biocyc.org/HUMAN/NEW-IMAGE?object=HYPOTAURINE</a>

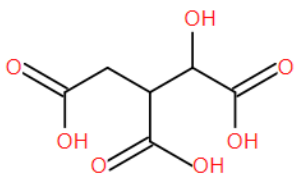
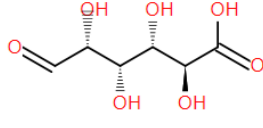
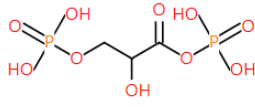
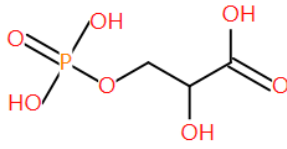
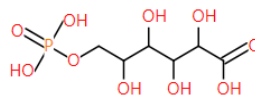
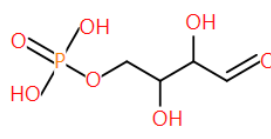
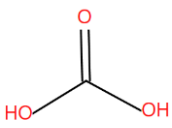
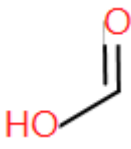
280	7732-18-5	2317912	Water	[OH <sub>2</sub> ]		<a href="https://biocyc.org/compound?orgid=HUMAN&amp;id=WATER">https://biocyc.org/compound?orgid=HUMAN&amp;id=WATER</a>
281	124-38-9		CARBON-DIOXIDE	O=C=O		<a href="http://biocyc.org/HUMAN/NEW-IMAGE?object=CARBON-DIOXIDE">http://biocyc.org/HUMAN/NEW-IMAGE?object=CARBON-DIOXIDE</a>
282	66-22-8	2006219	URACIL	O=C1NC=CC(=O)N1		<a href="https://biocyc.org/compound?orgid=HUMAN&amp;id=URACIL">https://biocyc.org/compound?orgid=HUMAN&amp;id=URACIL</a>
283	68-94-0	2006973	HYPOXANTHINE	O=C1NC=NC=2N=CNC1=2		<a href="http://biocyc.org/HUMAN/NEW-IMAGE?object=HYPOXANTHINE">http://biocyc.org/HUMAN/NEW-IMAGE?object=HYPOXANTHINE</a>
284	69-89-6	2007186	XANTHINE	O=C1NC(=O)c2[nH]cnc2N1		<a href="http://biocyc.org/HUMAN/NEW-IMAGE?object=XANTHINE">http://biocyc.org/HUMAN/NEW-IMAGE?object=XANTHINE</a>
285	69-93-2	2007207	URATE	O=C1NC(=O)C=2NC(=O)NC=2(N1)		<a href="http://biocyc.org/HUMAN/NEW-IMAGE?object=URATE">http://biocyc.org/HUMAN/NEW-IMAGE?object=URATE</a>
286	68-94-0		HYPOXANTHINE_2	O=C1N=CNC=2N=CNC1=2		<a href="http://biocyc.org/HUMAN/NEW-IMAGE?object=HYPOXANTHINE">http://biocyc.org/HUMAN/NEW-IMAGE?object=HYPOXANTHINE</a>
287	2591-98-2		INDOLE_ACETALDEHYDE	O=CCC1=CN C2=CC=CC=C12		<a href="http://biocyc.org/HUMAN/NEW-">http://biocyc.org/HUMAN/NEW-</a>

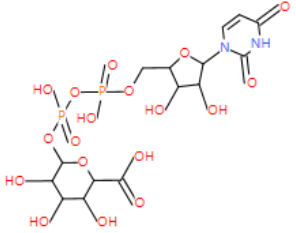
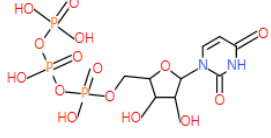
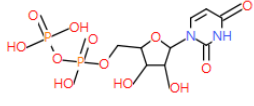
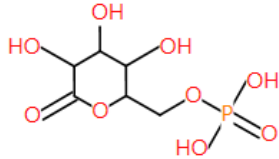
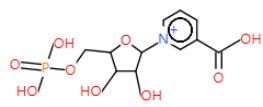
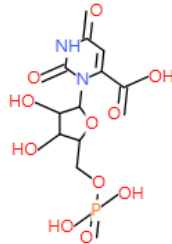
						<a href="#">IMAGE?object=INDOLE_A_CETALDEHYDE</a>
288	7782-44-7		OXYGEN-MOLECULE	O=O		<a href="http://biocyc.org/HUMAN/NEW-IMAGE?object=OXYGEN-MOLECULE">http://biocyc.org/HUMAN/NEW-IMAGE?object=OXYGEN-MOLECULE</a>
289	5801-57-0		ENOL-PHENYLPYRUVATE	O=C(O)C(O)=CC1=CC=CC=C1		<a href="http://biocyc.org/HUMAN/NEW-IMAGE?object=ENOL-PHENYLPYRUVATE">http://biocyc.org/HUMAN/NEW-IMAGE?object=ENOL-PHENYLPYRUVATE</a>
290	156-06-9	EC Number :2058471	PHENYL-PYRUVATE	O=C(O)C(=O)CC1=CC=CC=C1		<a href="http://biocyc.org/HUMAN/NEW-IMAGE?object=PHENYL-PYRUVATE">http://biocyc.org/HUMAN/NEW-IMAGE?object=PHENYL-PYRUVATE</a>
291	3913-50-6		3-P-HYDROXYPYRUVATE	O=C(O)C(=O)COP(=O)(O)O		<a href="http://biocyc.org/HUMAN/NEW-IMAGE?object=3-P-HYDROXYPYRUVATE">http://biocyc.org/HUMAN/NEW-IMAGE?object=3-P-HYDROXYPYRUVATE</a>
292			23-DIPHOSPHOGLYCERATE	OC(=O)C(COP(=O)(O)O)OP(=O)(O)O		<a href="http://biocyc.org/HUMAN/NEW-IMAGE?object=23-DIPHOSPHOGLYCERATE">http://biocyc.org/HUMAN/NEW-IMAGE?object=23-DIPHOSPHOGLYCERATE</a>
293	434-13-9		Lithocholic acid	C[C@H](CCC(O)=O)[C@H]1CC[C@H]2[C@@H]3CC[C@@H]4C[C@H](O)CC[C@]4(C)[C@H]3CC[C@]12C		<a href="https://biocyc.org/compound?orgid=HUMAN&amp;id=CPD-7235">https://biocyc.org/compound?orgid=HUMAN&amp;id=CPD-7235</a>

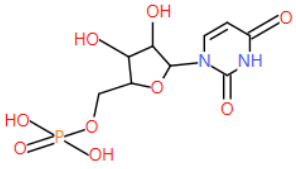
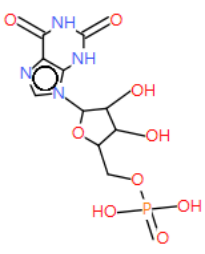
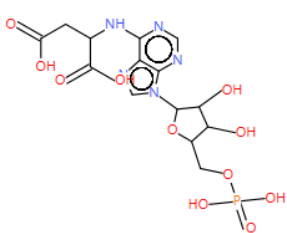
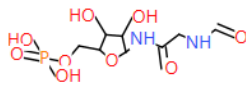
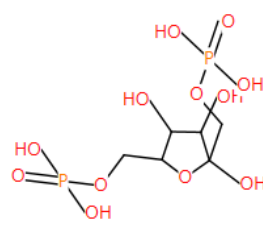
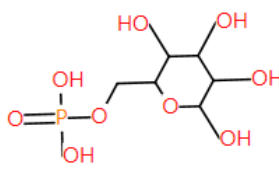
						
294	104-98-3		UROCANATE	<chem>O=C(O)C=CC1=CN=CN1</chem>		<a href="http://biocyc.org/HUMAN/NEW-IMAGE?object=UROCANATE">http://biocyc.org/HUMAN/NEW-IMAGE?object=UROCANATE</a>
295	298-12-4	2060585	GLYOX	<chem>OC(=O)C=O</chem>		<a href="http://biocyc.org/HUMAN/NEW-IMAGE?object=GLYOX">http://biocyc.org/HUMAN/NEW-IMAGE?object=GLYOX</a>
296	65-86-1	2006198	OROTATE	<chem>O=C(O)C1=CC(=O)NC(=O)N1</chem>		<a href="http://biocyc.org/HUMAN/NEW-IMAGE?object=OROTATE">http://biocyc.org/HUMAN/NEW-IMAGE?object=OROTATE</a>
297	155-54-4		DI-H-OROTATE	<chem>OC(=O)C1CC(=O)NC(=O)N1</chem>		<a href="http://biocyc.org/HUMAN/NEW-IMAGE?object=DI-H-OROTATE">http://biocyc.org/HUMAN/NEW-IMAGE?object=DI-H-OROTATE</a>
298	98-79-3	2027003	DI-H-OROTATE	<chem>OC(=O)C1CC(=O)N1</chem>		<a href="http://biocyc.org/HUMAN/NEW-IMAGE?object=DI-H-OROTATE">http://biocyc.org/HUMAN/NEW-IMAGE?object=DI-H-OROTATE</a>

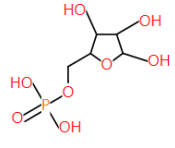
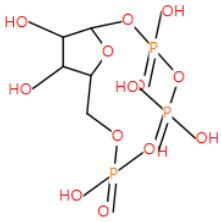
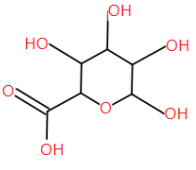
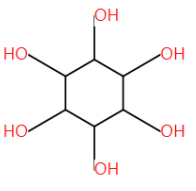
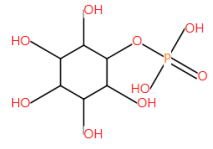
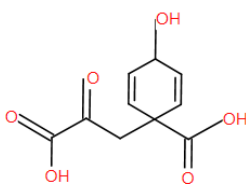
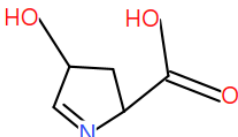
299			CPD-7682	<chem>O=C(O)C1CC CC=N1</chem>		<a href="http://bioeye.org/HUMAN/NEW-IMAGE?object=CPD-7682">http://bioeye.org/HUMAN/NEW-IMAGE?object=CPD-7682</a>
300	89-00-9	2018748		<chem>OC(=O)c1cccn c1C(O)=O</chem>		<a href="https://bioeye.org/compound?orgid=HUMAN&amp;id=QUINOLINATE">https://bioeye.org/compound?orgid=HUMAN&amp;id=QUINOLINATE</a>
301	585-84-2		CIS-ACONITATE	<chem>O=C(O)C=C( CC(=O)O)C(=O)O</chem>		<a href="http://bioeye.org/HUMAN/NEW-IMAGE?object=CIS-ACONITATE">http://bioeye.org/HUMAN/NEW-IMAGE?object=CIS-ACONITATE</a>
302	328-42-7	2063298	CIS-ACONITATE	<chem>OC(=O)CC(=O)C(O)=O</chem>		<a href="http://bioeye.org/HUMAN/NEW-IMAGE?object=CIS-ACONITATE">http://bioeye.org/HUMAN/NEW-IMAGE?object=CIS-ACONITATE</a>
303	77-92-9	2010691	CIT	<chem>OC(=O)CC(O) (CC(O)=O)C(O)=O</chem>		<a href="http://bioeye.org/HUMAN/NEW-IMAGE?object=CIT">http://bioeye.org/HUMAN/NEW-IMAGE?object=CIT</a>
304	926-61-4		MALONATE-S-ALD	<chem>OC(=O)CC=O</chem>		<a href="http://bioeye.org/HUMAN/NEW-IMAGE?object=MALONATE-S-ALD">http://bioeye.org/HUMAN/NEW-IMAGE?object=MALONATE-S-ALD</a>
305	87-51-4	2017482	INDOLE_ACETATE_AUXIN	<chem>O=C(O)CC1=CNC2=CC=C C=C12</chem>		<a href="http://bioeye.org/HUMAN/NEW-IMAGE?object=INDOLE_ACETATE_AUXIN">http://bioeye.org/HUMAN/NEW-IMAGE?object=INDOLE_ACETATE_AUXIN</a>

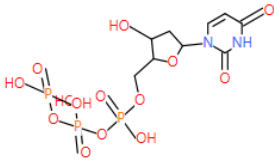
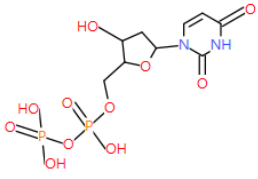
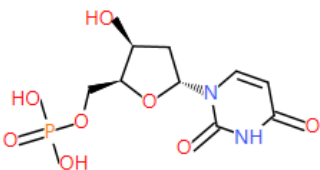
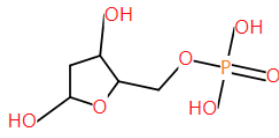
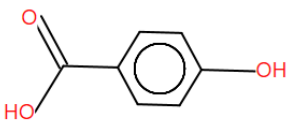
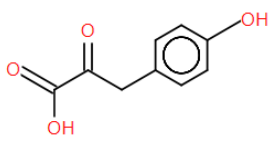
306			HOMOGENISAT E	<chem>O=C(O)CC=C1C=C(O)C=CC=C1(O)</chem>		<a href="http://biocyc.org/HUMAN/NEW-IMAGE?object=HOMOGENISATE">http://biocyc.org/HUMAN/NEW-IMAGE?object=HOMOGENISATE</a>
307	102-32-9	2030241	CPD-782	<chem>OC(=O)Cc1ccc(O)c(O)c1</chem>		<a href="http://biocyc.org/HUMAN/NEW-IMAGE?object=CPD-782">http://biocyc.org/HUMAN/NEW-IMAGE?object=CPD-782</a>
308	328-50-7	2063303	2-KETOGLUTARAT E	<chem>O=C(O)CCC(=O)C(=O)O</chem>		<a href="http://biocyc.org/HUMAN/NEW-IMAGE?object=2-KETOGLUTARATE">http://biocyc.org/HUMAN/NEW-IMAGE?object=2-KETOGLUTARATE</a>
309	110-15-6	2037404	SUC	<chem>O=C(O)CCC(=O)O</chem>		<a href="http://biocyc.org/HUMAN/NEW-IMAGE?object=SUC">http://biocyc.org/HUMAN/NEW-IMAGE?object=SUC</a>
310	692-29-5		SUCC-S-ALD	<chem>O=C(O)CCCC(=O)O</chem>		<a href="http://biocyc.org/HUMAN/NEW-IMAGE?object=SUCC-S-ALD">http://biocyc.org/HUMAN/NEW-IMAGE?object=SUCC-S-ALD</a>
311	17340-16-8		4-IMIDAZOLONE-5-PROPIONATE	<chem>OC(=O)CCC1N=CNC1=O</chem>		<a href="http://biocyc.org/HUMAN/NEW-IMAGE?object=4-IMIDAZOLONE-5-PROPIONATE">http://biocyc.org/HUMAN/NEW-IMAGE?object=4-IMIDAZOLONE-5-PROPIONATE</a>
312	3184-35-8		2K-ADIPATE	<chem>OC(=O)CCCC(=O)C(=O)O</chem>		<a href="http://biocyc.org/HUMAN/NEW-IMAGE?object=2K-ADIPATE">http://biocyc.org/HUMAN/NEW-IMAGE?object=2K-ADIPATE</a>

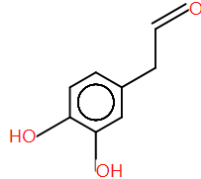
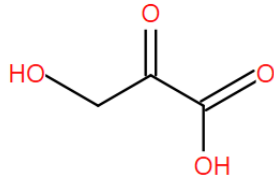
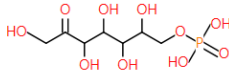
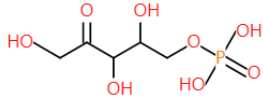
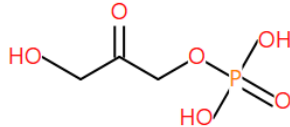
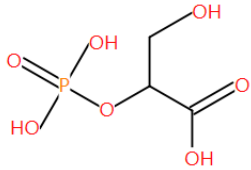
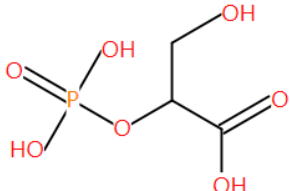
313	320-77-4	2062823	THREO-DS-ISO-CITRATE	<chem>OC(C(CC(O)=O)C(O)=O)C(O)=O</chem>		<a href="http://biochem.org/HUMAN/NEW-IMAGE?object=THREO-DS-ISO-CITRATE">http://biochem.org/HUMAN/NEW-IMAGE?object=THREO-DS-ISO-CITRATE</a>
314	576-37-4	2094017	GLUCURONIC ACID	<chem>O[C@@H](C=O)[C@@H](O)[C@H](O)[C@H](O)C(O)=O</chem>		<a href="https://biochem.org/compound?orgid=HUMAN&amp;id=GLUCURONATE">https://biochem.org/compound?orgid=HUMAN&amp;id=GLUCURONATE</a>
315	1981-49-3		DPG	<chem>[H]C(O)(COP(=O)(O)O)C(=O)OP(=O)(O)O</chem>		<a href="http://biochem.org/HUMAN/NEW-IMAGE?object=DPG">http://biochem.org/HUMAN/NEW-IMAGE?object=DPG</a>
316	820-11-1		G3P	<chem>OC(COP(O)(O)=O)C(O)=O</chem>		<a href="http://biochem.org/HUMAN/NEW-IMAGE?object=G3P">http://biochem.org/HUMAN/NEW-IMAGE?object=G3P</a>
317			CPD-2961	<chem>OC(COP(O)(O)=O)C(O)C(O)C(O)C(O)=O</chem>		<a href="http://biochem.org/HUMAN/NEW-IMAGE?object=CPD-2961">http://biochem.org/HUMAN/NEW-IMAGE?object=CPD-2961</a>
318	585-18-2		ERYTHROSE-4P	<chem>OC(COP(O)(O)=O)C(O)C=O</chem>		<a href="http://biochem.org/HUMAN/NEW-IMAGE?object=ERYTHROSE-4P">http://biochem.org/HUMAN/NEW-IMAGE?object=ERYTHROSE-4P</a>
319	463-79-6		H2CO3	<chem>OC(O)=O</chem>		<a href="http://biochem.org/HUMAN/NEW-IMAGE?object=H2CO3">http://biochem.org/HUMAN/NEW-IMAGE?object=H2CO3</a>
320	64-18-6		FORMATE	<chem>OC=O</chem>		<a href="http://biochem.org/HUMAN/NEW-IMAGE?object=FORMATE">http://biochem.org/HUMAN/NEW-IMAGE?object=FORMATE</a>
321	2616-64-0		UDP-GLUCURONATE	<chem>OC1C(COP(O)(=O)OP(O)(=O)=O)</chem>		<a href="http://biochem.org/HUMAN/NEW-IMAGE?object=UDP-GLUCURONATE">http://biochem.org/HUMAN/NEW-IMAGE?object=UDP-GLUCURONATE</a>

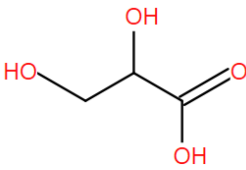
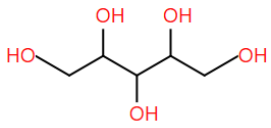
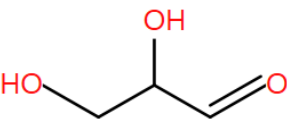
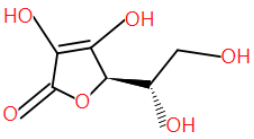
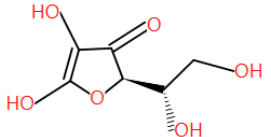
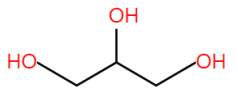
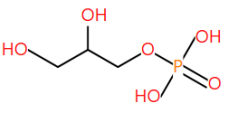
				<chem>O)OC2OC(C(O)C(O)C2O)C(O)=O)OC(C1O)N1C=CC(=O)NC1=O</chem>		<a href="#">EW-IMAGE?object=UDP-GLUCURONATE</a>
322			Uridine triphosphate	<chem>O=C1C=CN(C(=O)N1)C2OC(COP(O)(=O)OP(O)(=O)OP(O)(O)=O)C(O)C2(O)</chem>		<a href="https://biocyc.org/compound?orgid=HUMAN&amp;id=UTP">https://biocyc.org/compound?orgid=HUMAN&amp;id=UTP</a>
323			Uridine diphosphate	<chem>OC1C(COP(O)(=O)OP(O)(O)=O)OC(C1O)N1C=CC(=O)NC1=O</chem>		<a href="https://biocyc.org/compound?orgid=HUMAN&amp;id=UDP">https://biocyc.org/compound?orgid=HUMAN&amp;id=UDP</a>
324	2641-81-8		D-6-P-GLUCONO-DELTA-LACTONE	<chem>OC1C(O)C(COP(O)(O)=O)OC(=O)C1O</chem>		<a href="http://biocyc.org/HUMAN/N/EW-IMAGE?object=D-6-P-GLUCONO-DELTA-LACTONE">http://biocyc.org/HUMAN/N/EW-IMAGE?object=D-6-P-GLUCONO-DELTA-LACTONE</a>
325	321-02-8		NICOTINATE_NUCLEOTIDE	<chem>OC1C(COP(O)(O)=O)OC(C1O)[n+]1cccc(c1)C(O)=O</chem>		<a href="http://biocyc.org/HUMAN/N/EW-IMAGE?object=NICOTINATE_NUCLEOTIDE">http://biocyc.org/HUMAN/N/EW-IMAGE?object=NICOTINATE_NUCLEOTIDE</a>
326	2149-82-8		OROTIDINE-5-PHOSPHATE	<chem>OC1C(O)C(OC1COP(O)(O)=O)N1C(=O)NC(=O)C=C1C(O)=O</chem>		<a href="http://biocyc.org/HUMAN/N/EW-IMAGE?object=OROTIDINE-5-PHOSPHATE">http://biocyc.org/HUMAN/N/EW-IMAGE?object=OROTIDINE-5-PHOSPHATE</a>
327			Uridine monophosphate	<chem>O=C1C=CN(C(=O)N1)C2OC(COP(O)(O)=O)C2(O)</chem>		<a href="https://biocyc.org/compound?orgid=HUMAN&amp;id=UMP">https://biocyc.org/compound?orgid=HUMAN&amp;id=UMP</a>

				<chem>O)C(O)C2(O)</chem>		<a href="#">AN&amp;id=UMP</a>
328			XANTHOSINE-5-PHOSPHATE	<chem>OC1C(COP(O)(O)=O)OC(C1O)n1cnc2C(=O)NC(=O)Nc21</chem>		<a href="http://biochem.org/HUMAN/NEW-IMAGE?object=XANTHOSINE-5-PHOSPHATE">http://biochem.org/HUMAN/NEW-IMAGE?object=XANTHOSINE-5-PHOSPHATE</a>
329	19240-42-7		ADENYLOSUCC	<chem>OC1C(COP(O)(O)=O)OC(C1O)n1cnc2c(NC(CC(O)=O)C(O)=O)ncnc21</chem>		<a href="http://biochem.org/HUMAN/NEW-IMAGE?object=ADENYLOSUCC">http://biochem.org/HUMAN/NEW-IMAGE?object=ADENYLOSUCC</a>
330			5-P-RIBOSYL-N-FORMYLGLYCINEAMIDE	<chem>OC1C(O)C(NC(=O)CNC=O)OC1COP(O)(O)=O</chem>		<a href="http://biochem.org/HUMAN/NEW-IMAGE?object=5-P-RIBOSYL-N-FORMYLGLYCINEAMIDE">http://biochem.org/HUMAN/NEW-IMAGE?object=5-P-RIBOSYL-N-FORMYLGLYCINEAMIDE</a>
331	488-69-7		FRUCTOSE-16-DIPHOSPHATE	<chem>OC1C(O)C(O)(COP(O)(O)=O)OC1COP(O)(O)=O</chem>		<a href="http://biochem.org/HUMAN/NEW-IMAGE?object=FRUCTOSE-16-DIPHOSPHATE">http://biochem.org/HUMAN/NEW-IMAGE?object=FRUCTOSE-16-DIPHOSPHATE</a>
332	3672-15-9		MANNOSE-6P	<chem>OC1OC(COP(O)(O)=O)C(O)C(O)C1O</chem>		<a href="http://biochem.org/HUMAN/NEW-IMAGE?object=MANNOSE-6P">http://biochem.org/HUMAN/NEW-IMAGE?object=MANNOSE-6P</a>

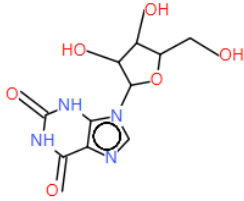
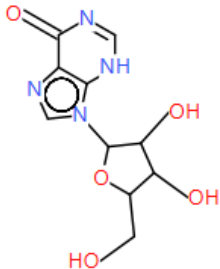
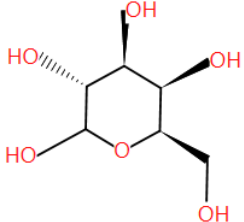
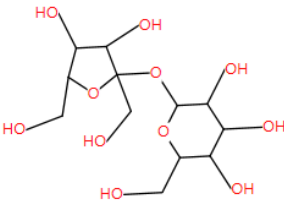
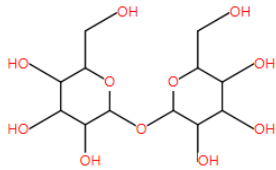
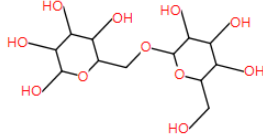
333	4300-28-1		RIBOSE-5P	<chem>OC1OC(COP(O)(O)=O)C(O)C1O</chem>		<a href="http://biochem.org/HUMAN/NEW-IMAGE?object=RIBOSE-5P">http://biochem.org/HUMAN/NEW-IMAGE?object=RIBOSE-5P</a>
334	13270-65-0		PRPP	<chem>OC1C(O)C(OC1COP(O)(O)=O)OP(O)(=O)OP(O)(O)=O</chem>		<a href="http://biochem.org/HUMAN/NEW-IMAGE?object=PRPP">http://biochem.org/HUMAN/NEW-IMAGE?object=PRPP</a>
335	576-37-4		GLUCURONATE	<chem>OC1OC(C(O)C(O)C1O)C(O)=O</chem>		<a href="http://biochem.org/HUMAN/NEW-IMAGE?object=GLUCURONATE">http://biochem.org/HUMAN/NEW-IMAGE?object=GLUCURONATE</a>
336	87-89-8		MYO-INOSITOL	<chem>OC1C(O)C(O)C(O)C(O)C1O</chem>		<a href="http://biochem.org/HUMAN/NEW-IMAGE?object=MYO-INOSITOL">http://biochem.org/HUMAN/NEW-IMAGE?object=MYO-INOSITOL</a>
337	46495-39-0		D-MYO-INOSITOL-4-PHOSPHATE	<chem>OC1C(O)C(O)C(OP(O)(O)=O)C(O)C1O</chem>		<a href="https://biochem.org/compound?orgid=HUMAN&amp;id=D-MYO-INOSITOL-4-PHOSPHATE">https://biochem.org/compound?orgid=HUMAN&amp;id=D-MYO-INOSITOL-4-PHOSPHATE</a>
338	126-49-8		PREPHENATE	<chem>OC1C=CC(CC(=O)C(O)=O)(C=C1)C(O)=O</chem>		<a href="http://biochem.org/HUMAN/NEW-IMAGE?object=PREPHENATE">http://biochem.org/HUMAN/NEW-IMAGE?object=PREPHENATE</a>
339			PYRROLINE-HYDROXY-CARBOXYLATE	<chem>OC1CC(N=C1)C(O)=O</chem>		<a href="http://biochem.org/HUMAN/NEW-IMAGE?object=PYRROLINE">http://biochem.org/HUMAN/NEW-IMAGE?object=PYRROLINE</a>

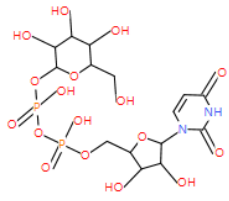
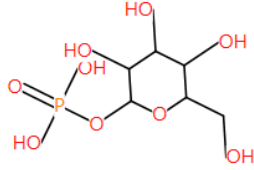
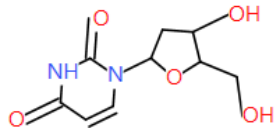
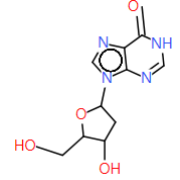
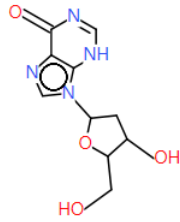
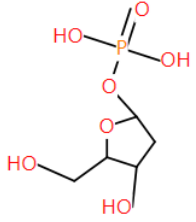
						<a href="#">HYDROXY-CARBOXYLATE</a>
340			Deoxyuridine triphosphate	<chem>OC1CC(OC1COP(O)(=O)OP(O)(=O)OP(O)(=O)N1C=C(C(=O)NC1=O</chem>		<a href="https://biocyc.org/compound?orgid=HUMAN&amp;id=DUTP">https://biocyc.org/compound?orgid=HUMAN&amp;id=DUTP</a>
341			Deoxyuridine diphosphate	<chem>OC1CC(OC1COP(O)(=O)OP(O)(O)=O)N1C=CC(=O)NC1=O</chem>		<a href="https://biocyc.org/compound?orgid=HUMAN&amp;id=DUDP">https://biocyc.org/compound?orgid=HUMAN&amp;id=DUDP</a>
342	964-26-1		Deoxyuridine monophosphate	<chem>O[C@H]1C[C@@H](O[C@H]1COP(O)(O)=O)N1C=C(C(=O)NC1=O</chem>		<a href="https://biocyc.org/compound?orgid=HUMAN&amp;id=DUMP">https://biocyc.org/compound?orgid=HUMAN&amp;id=DUMP</a>
343	102916-66-5		DEOXY-RIBOSE-5P	<chem>OC1CC(O)C(COP(O)(O)=O)O1</chem>		<a href="http://biocyc.org/HUMAN/NEW-IMAGE?object=DEOXY-RIBOSE-5P">http://biocyc.org/HUMAN/NEW-IMAGE?object=DEOXY-RIBOSE-5P</a>
344	99-96-7	2028049	4-hydroxybenzoate	<chem>OC(=O)c1ccc(O)cc1</chem>		<a href="http://biocyc.org/HUMAN/NEW-IMAGE?object=4-hydroxybenzoate">http://biocyc.org/HUMAN/NEW-IMAGE?object=4-hydroxybenzoate</a>
345	156-39-8	2058529	P-HYDROXY-PHENYLPYRUVATE	<chem>OC(=O)C(=O)Cc1ccc(O)cc1</chem>		<a href="http://biocyc.org/HUMAN/NEW-IMAGE?object=P-HYDROXY-PHENYLPYRUVATE">http://biocyc.org/HUMAN/NEW-IMAGE?object=P-HYDROXY-PHENYLPYRUVATE</a>
346			34-DIHYDROXYPHENYLACETALDEHYDE	<chem>Oc1ccc(CC=O)cc1O</chem>		<a href="https://biocyc.org/compound?orgid=HUMAN">https://biocyc.org/compound?orgid=HUMAN</a>

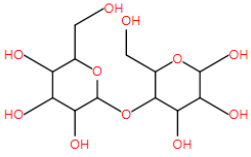

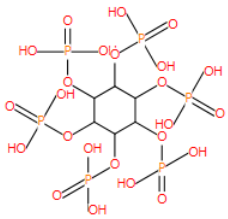
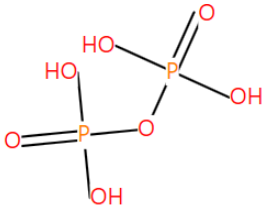
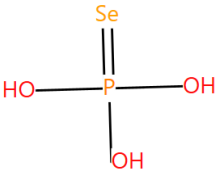
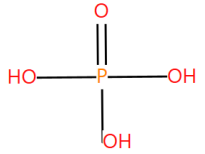
			YDE			<a href="#">AN&amp;id=34-DIHYDROXYPHENYLALDEHYDE</a>
347	1113-60-6		OH-PYR	<chem>OCC(=O)C(O)=O</chem>		<a href="http://biocyc.org/HUMAN/NEW-IMAGE?object=OH-PYR">http://biocyc.org/HUMAN/NEW-IMAGE?object=OH-PYR</a>
348	2646-35-7		D-SEDOHEPTULOSE-7-P	<chem>OCC(=O)C(O)C(O)C(O)COP(O)(O)=O</chem>		<a href="http://biocyc.org/HUMAN/NEW-IMAGE?object=D-SEDOHEPTULOSE-7-P">http://biocyc.org/HUMAN/NEW-IMAGE?object=D-SEDOHEPTULOSE-7-P</a>
349	60802-29-1		XYLULOSE-5-PHOSPHATE	<chem>OCC(=O)C(O)C(O)COP(O)(O)=O</chem>		<a href="http://biocyc.org/HUMAN/NEW-IMAGE?object=XYLULOSE-5-PHOSPHATE">http://biocyc.org/HUMAN/NEW-IMAGE?object=XYLULOSE-5-PHOSPHATE</a>
350	57-04-5	2003087	DIHYDROXY-ACETONE-PHOSPHATE	<chem>OCC(=O)COP(O)(O)=O</chem>		<a href="http://biocyc.org/HUMAN/NEW-IMAGE?object=DIHYDROXY-ACETONE-PHOSPHATE">http://biocyc.org/HUMAN/NEW-IMAGE?object=DIHYDROXY-ACETONE-PHOSPHATE</a>
351	2553-59-5		2-PG	<chem>OCC(OP(O)(O)=O)C(O)=O</chem>		<a href="http://biocyc.org/HUMAN/NEW-IMAGE?object=2-PG">http://biocyc.org/HUMAN/NEW-IMAGE?object=2-PG</a>
352	79-14-1	2011805	GLYCOLLATE	<chem>OCC(=O)O</chem>		<a href="http://biocyc.org/HUMAN/NEW-IMAGE?object=GLYCOLLATE">http://biocyc.org/HUMAN/NEW-IMAGE?object=GLYCOLLATE</a>

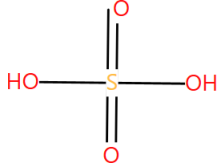
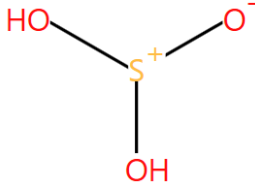
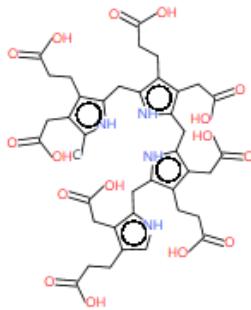
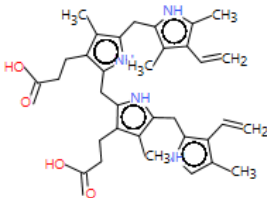
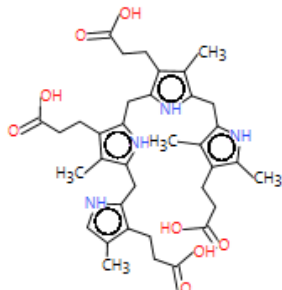
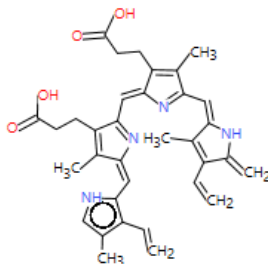
353	6000-40-4		GLYCERATE	<chem>[H]C(O)(CO)C(=O)O</chem>		<a href="http://biocyc.org/HUMAN/NEW-IMAGE?object=GLYCERATE">http://biocyc.org/HUMAN/NEW-IMAGE?object=GLYCERATE</a>
354	87-99-0		XYLITOL	<chem>OCC(O)C(O)C(O)CO</chem>		<a href="http://biocyc.org/HUMAN/NEW-IMAGE?object=XYLITOL">http://biocyc.org/HUMAN/NEW-IMAGE?object=XYLITOL</a>
355	367-47-5		GLYCERALD	<chem>OCC(O)C=O</chem>		<a href="http://biocyc.org/HUMAN/NEW-IMAGE?object=GLYCERALD">http://biocyc.org/HUMAN/NEW-IMAGE?object=GLYCERALD</a>
356	50-81-7		ASCORBIC ACID	<chem>OC[C@H](O)[C@H]1OC(=O)C(O)=C1O</chem>		<a href="https://biocyc.org/compound?orgid=HUMAN&amp;id=ASCORBATE">https://biocyc.org/compound?orgid=HUMAN&amp;id=ASCORBATE</a>
357	50-81-7	2000662	ASCORBATE	<chem>[H]C(O)(CO)C1([H])(OC(O)=C(O)C1(=O))</chem>		<a href="http://biocyc.org/HUMAN/NEW-IMAGE?object=ASCORBATE">http://biocyc.org/HUMAN/NEW-IMAGE?object=ASCORBATE</a>
358	56-81-5	2002895	GLYCEROL	<chem>OCC(O)CO</chem>		<a href="http://biocyc.org/HUMAN/NEW-IMAGE?object=GLYCEROL">http://biocyc.org/HUMAN/NEW-IMAGE?object=GLYCEROL</a>
359	57-03-4	2003071	GLYCEROL-3P	<chem>[H]C(O)(CO)COP(=O)(O)O</chem>		<a href="http://biocyc.org/HUMAN/NEW-IMAGE?object=GLYCEROL-3P">http://biocyc.org/HUMAN/NEW-IMAGE?object=GLYCEROL-3P</a>
360	643-13-0		FRUCTOSE-6P	<chem>OCC1(O)OC(COP(=O)(O)=O)C(O)C1O</chem>		<a href="http://biocyc.org/HUMAN/NEW-IMAGE?object=FRUCTOSE-6P">http://biocyc.org/HUMAN/NEW-IMAGE?object=FRUCTOSE-6P</a>

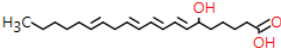
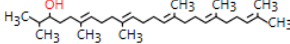
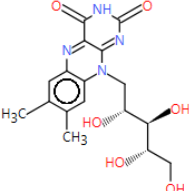
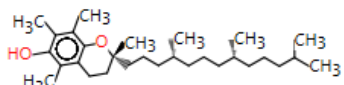
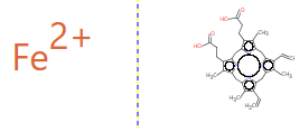
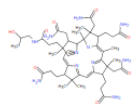
						<a href="#">t=FRUCTOSE-6P</a>
361	551-84-8		D-XYLULOSE	<chem>[H]C1(O)(CO)C(O)(CO)C1([H])(O)</chem>		<a href="http://biochem.org/HUMAN/NEW-IMAGE?object=D-XYLULOSE">http://biochem.org/HUMAN/NEW-IMAGE?object=D-XYLULOSE</a>
362			CPD-535	<chem>[H]C1(O)(C([H])(O)C(CO)(OC1([H])(CO)P(=O)(O)O))OP(=O)(O)O</chem>		<a href="http://biochem.org/HUMAN/NEW-IMAGE?object=CPD-535">http://biochem.org/HUMAN/NEW-IMAGE?object=CPD-535</a>
363	73023-76-4		HYDROXYMETHYLBILANE	<chem>OCC=4NC(CC=3NC(CC=2NC(C(C=1NC=C(CCC(=O)O)C=1(CC(=O)O))=C(CCC(=O)O)C=2(CC(=O)O))=C(CCC(=O)O)C=3(CC(=O)O))=C(CC(=O)O)C=4(CC(=O)O)</chem>		<a href="http://biochem.org/HUMAN/NEW-IMAGE?object=HYDROXYMETHYLBILANE">http://biochem.org/HUMAN/NEW-IMAGE?object=HYDROXYMETHYLBILANE</a>
364	58-96-8	004075	URIDINE	<chem>OC[C@H]1O[C@@H](N2C=CC(=O)NC2=O)[C@H](O)[C@@H]1O</chem>		<a href="https://biochem.org/compound?orgid=HUMAN&amp;id=URIDINE">https://biochem.org/compound?orgid=HUMAN&amp;id=URIDINE</a>
365	58-63-9		INOSINE	<chem>[H]C3(CO)(OC([H])(N2C=NC=1C(=O)NC=NC=12)C([H])(O)C3([H])(O))</chem>		<a href="http://biochem.org/HUMAN/NEW-IMAGE?object=INOSINE">http://biochem.org/HUMAN/NEW-IMAGE?object=INOSINE</a>

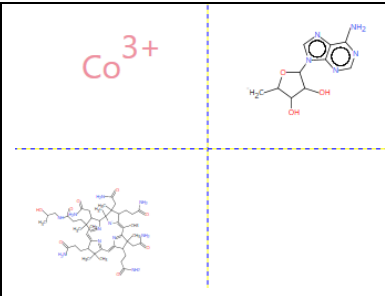
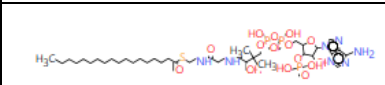
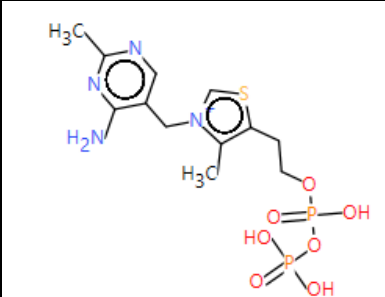
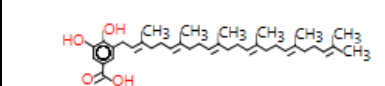
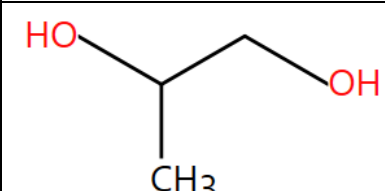
366	146-80-5		XANTHOSINE	<chem>[H]C3(CO)(OC([H])(N2C=NC(=O)NC(=O)NC=12)C([H])(O)C3([H])(O))</chem>		<a href="http://biocyc.org/HUMAN/NEW-IMAGE?object=XANTHOSINE">http://biocyc.org/HUMAN/NEW-IMAGE?object=XANTHOSINE</a>
367	58-63-9		INOSINE_2	<chem>[H]C3(CO)(OC([H])(N2C=NC(=O)N=CNC=12)C([H])(O)C3([H])(O))</chem>		<a href="https://biocyc.org/compound?orgid=HUMAN&amp;id=INOSINE">https://biocyc.org/compound?orgid=HUMAN&amp;id=INOSINE</a>
368	50-99-7		D-GLUCOSE	<chem>OC[C@H]1OC(O)[C@H](O)[C@@H](O)[C@@H]1O</chem>		<a href="https://biocyc.org/compound?orgid=HUMAN&amp;id=GLC">https://biocyc.org/compound?orgid=HUMAN&amp;id=GLC</a>
369	57-50-1		SUCROSE	<chem>[H]C2(O)(C([H])(O)C([H])(CO)OC([H])(OC1(CO)(OC([H])(CO)C([H])(O)C1([H])(O)))C2([H])(O))</chem>		<a href="http://biocyc.org/HUMAN/NEW-IMAGE?object=SUCROSE">http://biocyc.org/HUMAN/NEW-IMAGE?object=SUCROSE</a>
370	99-20-7		TREHALOSE	<chem>[H]C2(O)(C([H])(O)C([H])(CO)OC([H])(OC1([H])(OC([H])(CO)C([H])(O)C1([H])(O))C2([H])(O))</chem>		<a href="http://biocyc.org/HUMAN/NEW-IMAGE?object=TREHALOSE">http://biocyc.org/HUMAN/NEW-IMAGE?object=TREHALOSE</a>
371	585-99-9		MELIBIOSE	<chem>[H]C2(O)(C(O)OC([H])(COC1([H])(OC([H])(CO)C([H])(O)C1([H])(O))C2([H])(O))</chem>		<a href="http://biocyc.org/HUMAN/NEW-IMAGE?object=MELIBIOSE">http://biocyc.org/HUMAN/NEW-IMAGE?object=MELIBIOSE</a>

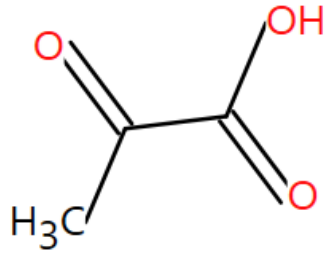
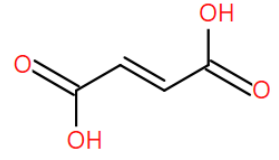
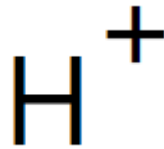
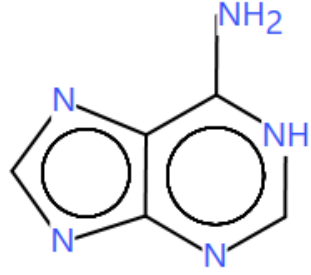
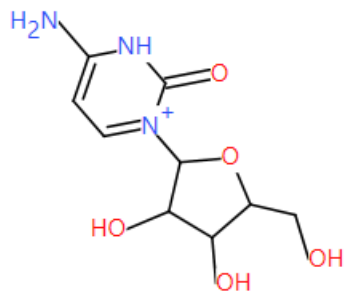
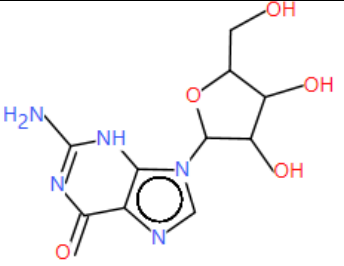
				<chem>)O)C2([H])(O))</chem>		
372	2956-16-3		UDP-GALACTOSE	<chem>OCC1OC(OP(O)(=O)OP(O)(=O)OCC2OC(C(O)C2O)N2C=CC(=O)NC2=O)C(O)C(O)C1O</chem>		<a href="http://biocyc.org/HUMAN/NEW-IMAGE?object=UDP-GALACTOSE">http://biocyc.org/HUMAN/NEW-IMAGE?object=UDP-GALACTOSE</a>
373	2255-14-3		GALACTOSE-1P	<chem>[H]C1(O)(C([H])(O)C([H])(CO)OC([H])(OP(=O)(O)O)C1([H])(O))</chem>		<a href="http://biocyc.org/HUMAN/NEW-IMAGE?object=GALACTOSE-1P">http://biocyc.org/HUMAN/NEW-IMAGE?object=GALACTOSE-1P</a>
374	951-78-0		DEOXYURIDINE	<chem>[H]C1(O)(CC([H])(OC1([H])(CO))N2C=CC(=O)NC2(=O))</chem>		<a href="http://biocyc.org/HUMAN/NEW-IMAGE?object=DEOXYURIDINE">http://biocyc.org/HUMAN/NEW-IMAGE?object=DEOXYURIDINE</a>
375	890-38-0		DEOXYINOSINE	<chem>[H]C1(O)(CC([H])(OC1([H])(CO))N3C=NC=2C(=O)NC=NC=23)</chem>		<a href="http://biocyc.org/HUMAN/NEW-IMAGE?object=DEOXYINOSINE">http://biocyc.org/HUMAN/NEW-IMAGE?object=DEOXYINOSINE</a>
376	890-38-0		DEOXYINOSINE_2	<chem>[H]C1(O)(CC([H])(OC1([H])(CO))N3C=NC=2C(=O)N=CNC=23)</chem>		<a href="http://biocyc.org/HUMAN/NEW-IMAGE?object=DEOXYINOSINE">http://biocyc.org/HUMAN/NEW-IMAGE?object=DEOXYINOSINE</a>
377	17210-42-3		DEOXY-RIBOSE-1P	<chem>[H]C1(O)(CC(OC1([H])(CO)OP(=O)(O)O)</chem>		<a href="http://biocyc.org/HUMAN/NEW-IMAGE?object=DEOXY-RIBOSE-1P">http://biocyc.org/HUMAN/NEW-IMAGE?object=DEOXY-RIBOSE-1P</a>
378	69-79-4		MALTOSE	<chem>[H]C2(O)(C(O)OC([H])(CO)</chem>		<a href="http://biocyc.org/HUMAN/NEW-IMAGE?object=MALTOSE">http://biocyc.org/HUMAN/NEW-IMAGE?object=MALTOSE</a>

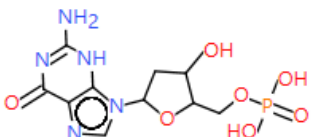
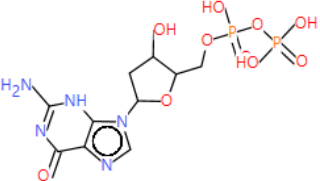
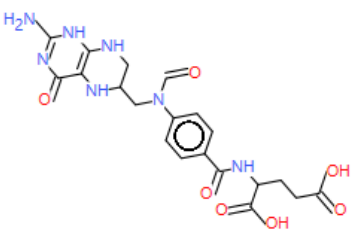
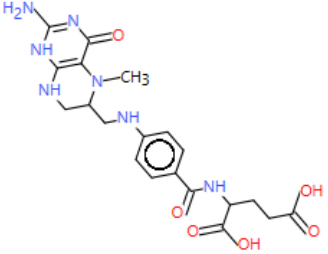
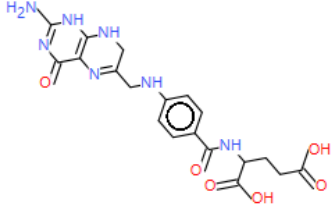
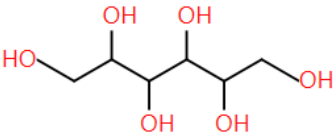
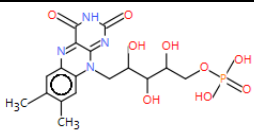
				<chem>C([H])(OC1([H])(OC([H])(CO)C([H])(O)C([H])(O)C1([H])(O)))C2([H])(O))</chem>		<a href="http://biocyc.org/HUMAN/NEW-IMAGE?object=MALTOSE">EW-IMAGE?object=MALTOSE</a>
379	7722-84-1		HYDROGEN-PEROXIDE	<chem>OO</chem>		<a href="http://biocyc.org/HUMAN/NEW-IMAGE?object=HYDROGEN-PEROXIDE">http://biocyc.org/HUMAN/NEW-IMAGE?object=HYDROGEN-PEROXIDE</a>
380			MI-HEXAKISPHOSPHATE	<chem>O=P(O)(O)OC1C(OP(=O)(O)O)C(OP(=O)(O)O)C(OP(=O)(O)O)C(OP(=O)(O)O)C1(OP(=O)(O)O)</chem>		<a href="http://biocyc.org/HUMAN/NEW-IMAGE?object=MI-HEXAKISPHOSPHATE">http://biocyc.org/HUMAN/NEW-IMAGE?object=MI-HEXAKISPHOSPHATE</a>
381	2466-09-3	2195740	PPI	<chem>OP(=O)(O)OP(=O)(O)O</chem>		<a href="http://biocyc.org/HUMAN/NEW-IMAGE?object=PPI">http://biocyc.org/HUMAN/NEW-IMAGE?object=PPI</a>
382	16561-29-8		SEPO3	<chem>OP(O)(O)=[Se]</chem>		<a href="http://biocyc.org/HUMAN/NEW-IMAGE?object=SEPO3">http://biocyc.org/HUMAN/NEW-IMAGE?object=SEPO3</a>
383	14265-44-2		Pi	<chem>OP(=O)(O)O</chem>		<a href="http://biocyc.org/HUMAN/NEW-IMAGE?object=Pi">http://biocyc.org/HUMAN/NEW-IMAGE?object=Pi</a>
384	14808-79-8		SULFATE	<chem>OS(=O)(=O)O</chem>		<a href="http://biocyc.org/HUMAN/NEW-IMAGE?object=SULFATE">http://biocyc.org/HUMAN/NEW-IMAGE?object=SULFATE</a>

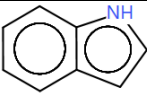
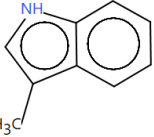
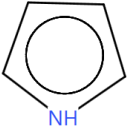
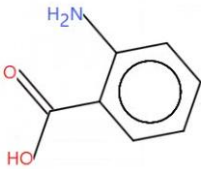
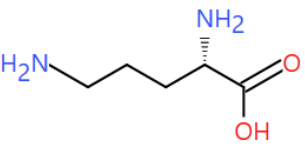
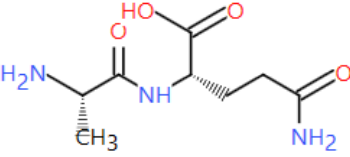
						
385	7782-99-2	2319731	SO3	O[S+](O)[O-]		<a href="http://biocyc.org/HUMAN/NEW-IMAGE?object=SO3127-17-3">http://biocyc.org/HUMAN/NEW-IMAGE?object=SO3127-17-3</a>
386				<chem>Cc1[nH]c(Cc2[nH]c(Cc3[nH]c(Cc4[nH]cc(CCC(O)=O)c4CC(O)=O)c(CCC(O)=O)c3CC(O)=O)c(CCC(O)=O)c2CC(O)=O)c1CC(O)=O</chem>		<a href="#">IMAGE?object=HYDROXYMETHYLBILANE</a>
387	7412-77-3		Protoporphyrinogen	<chem>Cc1c[nH]c(Cc2[nH]c(Cc3[nH]c(Cc4[nH]c(C)c(C=C)c4C)c(C)c3CC(O)=O)c(CCC(O)=O)c2C)c1C=C</chem>		<a href="http://biocyc.org/HUMAN/NEW-IMAGE?object=PROTOPORPHYRINOGEN">http://biocyc.org/HUMAN/NEW-IMAGE?object=PROTOPORPHYRINOGEN</a>
388	2624-63-7		COPROPORPHYRINOGEN_III	<chem>Cc1c[nH]c(Cc2[nH]c(Cc3[nH]c(Cc4[nH]c(C)c(CCC(O)=O)c4C)c(C)c3CCC(O)=O)c(CCC(O)=O)c2C)c1CCC(O)=O</chem>		<a href="http://biocyc.org/HUMAN/NEW-IMAGE?object=COPROPORPHYRINOGEN_III">http://biocyc.org/HUMAN/NEW-IMAGE?object=COPROPORPHYRINOGEN_III</a>
389	553-12-8		PROTOPORPHYRIN_IX	<chem>Cc1c[nH]c(C=C2N=C(C=C3N=C(C=C4NC(=C)C(C=C)=C4C)C(C)=C3CCC(O)=O)C(CCC(O)=O)=C2C)c1C=C</chem>		<a href="http://biocyc.org/HUMAN/NEW-IMAGE?object=PROTOPORPHYRIN_IX">http://biocyc.org/HUMAN/NEW-IMAGE?object=PROTOPORPHYRIN_IX</a>

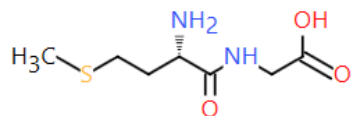
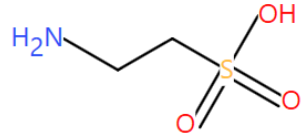
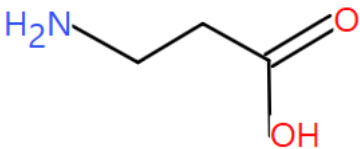
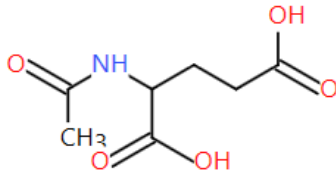
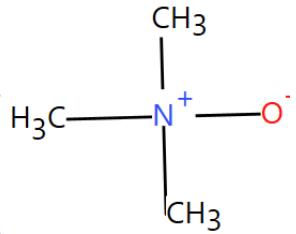
390				CCCCC=CCC=CC=CC=CC(O)C CCCC(O)=O		UNDER DEVELOPMENT
391				CC(C)C(O)CCC(C)=CCCC(C)=CC CC=C(C)CCC=C(C)CCC=C(C)C		UNDER DEVELOPMENT
429	83-88-5		RIBOFLAVIN	Cc1cc2N=C3C(=O)NC(=O)N=C3N(C[C@@H](O)[C@@H](O)[C@@H](O)CO)c2cc1C		<a href="https://biocyc.org/compound?orgid=HUMAN&amp;id=RIBOFLAVIN">https://biocyc.org/compound?orgid=HUMAN&amp;id=RIBOFLAVIN</a>
430	59-02-9		alpha-tocopherol	CC(C)CCC[C@@H](C)CC[C@@H](C)CCC[C@]1(C)CCc2c(C)c(O)c(C)c(C)c2O1		Atkinson, J., Manor, D., and Parker, R. "Vitamin E." <i>Encyclopedia of Biological Chemistry</i> , Elsevier, 2013, pp. 545–550.
392	14875-96-8		PROTOHEME	[Fe+2].Cc1c(CC(C)=O)c2cc3[n-]c(cc4nc(cc5[n-]c(cc1n2)c(C)c5C=C)c(C)c4C=C)c(C)c3CCC(O)=O		<a href="http://biocyc.org/HUMAN/NEW-IMAGE?object=PROTOHEME">http://biocyc.org/HUMAN/NEW-IMAGE?object=PROTOHEME</a>
393	1867-62-5		COBINAMIDE	[Fe+2].Cc1c(CC(C)=O)c2cc3[n-]c(cc4nc(cc5[n-]c(cc1n2)c(C)c5C=C)c(C)c4C=C)c(C)c3CCC(O)=O		<a href="http://biocyc.org/HUMAN/NEW-IMAGE?object=COBINAMIDE">http://biocyc.org/HUMAN/NEW-IMAGE?object=COBINAMIDE</a>

394			ADENOSYLCOBINAMIDE	<chem>[Co+3].[CH2-]C1OC(C(O)C1O)n1cnc2c(N)nncnc21.CC=C1N=C(C=C2N=C(C(C)=C3[N-]C(C)(C4N=CC(C)(CCC(=O)NC(C(C)O)C4CC(N)=O)C(C)(CC(N)=O)C3CCC(N)=O)C(C)(CC(N)=O)C2CCC(N)=O)C(C)(C)C1CCC(N)=O</chem>		<a href="http://bioeye.org/HUMAN/NEW-IMAGE?object=ADENOSYLCOBINAMIDE">http://bioeye.org/HUMAN/NEW-IMAGE?object=ADENOSYLCOBINAMIDE</a>
395	362-66-3		STEAROYL-COA	<chem>CCCCCCCCCCCCCCCC(=O)SCCNC(=O)CCNC(=O)C(O)C(C)(C)COP(O)(=O)OP(O)(=O)OCC1OC(C(O)C1OP(O)(O)=O)n1cnc2c(N)nncnc21</chem>		<a href="http://bioeye.org/HUMAN/NEW-IMAGE?object=STEAROYL-COA">http://bioeye.org/HUMAN/NEW-IMAGE?object=STEAROYL-COA</a>
396	154-87-0		THIAMINE-PYROPHOSPHATE	<chem>Cc1ncc(C[n+]2csc(CCOP(O)(=O)OP(O)(O)=O)c2C)c(N)n1</chem>		<a href="http://bioeye.org/HUMAN/NEW-IMAGE?object=THIAMINE">http://bioeye.org/HUMAN/NEW-IMAGE?object=THIAMINE</a>
397	63975-40-6		-HEXAPRENYL-45-DIHYDROXYBENZOATE	<chem>CC(C)=CCCC(C)=CCCC(C)=CCC(C)=CCCC(C)=CCCC(C)=CCc1c(cc(O)c1O)C(O)=O</chem>		UNDER DEVELOPMENT
398				<chem>CC(O)CO</chem>		<a href="http://bioeye.org/HUMAN/NEW-IMAGE?object=PROPANE-1-2-DIOL">http://bioeye.org/HUMAN/NEW-IMAGE?object=PROPANE-1-2-DIOL</a>

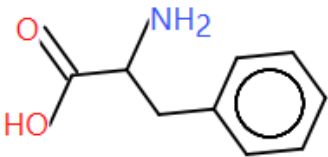
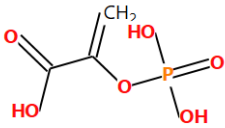
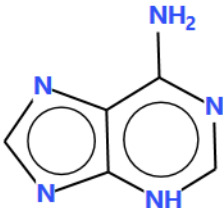
399				<chem>CC(=O)C(O)=O</chem>		<a href="http://biochem.org/HUMAN/NEW-IMAGE?object=2-OXOBUTANOATE">http://biochem.org/HUMAN/NEW-IMAGE?object=2-OXOBUTANOATE</a>
400	110-17-8		FUM	<chem>O=C(O)C=CC(=O)O</chem>		<a href="http://biochem.org/HUMAN/NEW-IMAGE?object=FUM">http://biochem.org/HUMAN/NEW-IMAGE?object=FUM</a>
401				[H <sup>+</sup> ]		UNDER DEVELOPMENT
402	73-24-5		ADENINE_2	<chem>Nc1[nH]cnc2ncnc12</chem>		<a href="http://biochem.org/HUMAN/NEW-IMAGE?object=ADENINE">http://biochem.org/HUMAN/NEW-IMAGE?object=ADENINE</a>
403				<chem>NC1NC(=O)[N+](=CC=1)C1OC(CO)C(O)C1O</chem>		UNDER DEVELOPMENT
404	118-00-3		GUANOSINE	<chem>NC1Nc2c(ncn2C2OC(CO)C(O)C2O)C(=O)N=1</chem>		<a href="https://biochem.org/compound?orgid=HUMAN&amp;id=GUANOSINE">https://biochem.org/compound?orgid=HUMAN&amp;id=GUANOSINE</a>

405			Deoxyguanosine monophosphate_2	<chem>NC1Nc2c(ncn2C2CC(O)C(COP(O)(O)=O)O2)C(=O)N=1</chem>		<a href="http://biochem.org/HUMAN/NEW-IMAGE?object=Deoxyguanosine monophosphate">http://biochem.org/HUMAN/NEW-IMAGE?object=Deoxyguanosine monophosphate</a>
406			Deoxyguanosine diphosphate_2	<chem>NC1Nc2c(ncn2C2CC(O)C(COP(O)(=O)OP(O)(O)=O)O2)C(=O)N=1</chem>		<a href="http://biochem.org/HUMAN/NEW-IMAGE?object=Deoxyguanosine diphosphate">http://biochem.org/HUMAN/NEW-IMAGE?object=Deoxyguanosine diphosphate</a>
407	2800-34-2		10-FORMYL-THF_2	<chem>NC1NC2NCC(CN(C=O)c3ccc(cc3)C(=O)NC(CC(=O)O)C(=O)O)NC=2C(=O)N=1</chem>		UNDER DEVELOPMENT
408	134-35-0		5-METHYL-THF_2	<chem>CN1C(CNC2ccc(cc2)C(=O)NC(CC(=O)O)C(=O)O)CNC2NC(N)=NC(=O)C1=2</chem>		<a href="http://biochem.org/HUMAN/NEW-IMAGE?object=5-METHYL-THF">http://biochem.org/HUMAN/NEW-IMAGE?object=5-METHYL-THF</a>
409	4033-27-6		DIHYDROFOLATE_2	<chem>NC1NC2NCC(CNc3ccc(cc3)C(=O)NC(CCC(=O)O)C(=O)O)=NC=2C(=O)N=1</chem>		<a href="http://biochem.org/HUMAN/NEW-IMAGE?object=DIHYDROFOLATE">http://biochem.org/HUMAN/NEW-IMAGE?object=DIHYDROFOLATE</a>
410	50-70-4		SORBITOL	<chem>OCC(O)C(O)C(O)C(O)CO</chem>		<a href="http://biochem.org/HUMAN/NEW-IMAGE?object=SORBITOL">http://biochem.org/HUMAN/NEW-IMAGE?object=SORBITOL</a>
411	146-17-8		C17H21N4O9P	<chem>Cc1cc2N=C3C(=O)NC(=O)N=C3N(CC(O)C(O)C(O)COP(O)(O)=O)c2cc1</chem>		<a href="http://biochem.org/HUMAN/NEW-IMAGE?object=FMN">http://biochem.org/HUMAN/NEW-IMAGE?object=FMN</a>

				1C		
412	120-72-9	204-420-7	Indole	<chem>c1ccc2[nH]ccc2c1</chem>		<a href="https://biocyc.org/compound?orgid=HUMAN&amp;id=INDOLE">https://biocyc.org/compound?orgid=HUMAN&amp;id=INDOLE</a>
413	83-34-1	201-471-7	3-Methylindole	<chem>Cc1c[nH]c2ccccc12</chem>		1-2
414	109-97-7	2037247	Pyrrole	<chem>c1cc[nH]c1</chem>		3-4
415	118-92-3	2042875	Anthranilic acid	<chem>Nc1cccc1C(O)=O</chem>		<a href="https://hmdb.ca/metabolites/HMDB000123">https://hmdb.ca/metabolites/HMDB000123</a> and <a href="https://biocyc.org/compound?orgid=HUMAN&amp;id=ANTHRANILATE">https://biocyc.org/compound?orgid=HUMAN&amp;id=ANTHRANILATE</a>
416	70-26-8	2007317	L-Ornithine, (S)-2,5-Diaminopentanoic acid	<chem>C(CC(C(=O)O)N)CN</chem>		<a href="https://hmdb.ca/metabolites/HMDB0000214">https://hmdb.ca/metabolites/HMDB0000214</a> and <a href="https://biocyc.org/compound?orgid=HUMAN&amp;id=L-ORNITHINE">https://biocyc.org/compound?orgid=HUMAN&amp;id=L-ORNITHINE</a>
417	39537-23-0	475-290-9	L-Alanyl-L-Glutamine	<chem>C[C@H](N)C(=O)N[C@@H](CCC(N)=O)C(O)=O</chem>		<a href="https://biocyc.org/compound?orgid=META&amp;id=CPD-13403">https://biocyc.org/compound?orgid=META&amp;id=CPD-13403</a> and <a href="https://hmdb.ca/metabolites/HMDB0028685">https://hmdb.ca/metabolites/HMDB0028685</a>

418	14486-03-4	238-487-9	L-Methionylglycine	<chem>CSCC[C@H](N)C(=O)NCC(=O)O</chem>		<a href="https://hmdb.ca/metabolites/HMDB0028973">https://hmdb.ca/metabolites/HMDB0028973</a>
419	107-35-7	203-483-8	Taurine	<chem>NCCS(=O)(=O)O</chem>		<a href="https://biocyc.org/compound?orgid=HUMAN&amp;id=TAURINE">https://biocyc.org/compound?orgid=HUMAN&amp;id=TAURINE</a>  <a href="https://hmdb.ca/metabolites/HMDB0000251">https://hmdb.ca/metabolites/HMDB0000251</a>
420	107-95-9	203-536-5	beta-Alanine	<chem>NCCC(=O)O</chem>		<a href="https://biocyc.org/HUMAN/substring-search?type=NIL&amp;object=107-95-9">https://biocyc.org/HUMAN/substring-search?type=NIL&amp;object=107-95-9</a>
421	1188-37-0	214-708-4	N-Acetyl-L-glutamic acid	<chem>CC(=O)N[C@@H](C(=O)O)NC(=O)C</chem>		<a href="https://hmdb.ca/metabolites/HMDB0001138">https://hmdb.ca/metabolites/HMDB0001138</a> and <a href="https://biocyc.org/compound?orgid=HUMAN&amp;id=ACETYL-GLU">https://biocyc.org/compound?orgid=HUMAN&amp;id=ACETYL-GLU</a>
422	1184-78-7	214-675-6	Trimethylamine oxide	<chem>C[N+](C)(C)[O-]</chem>		<a href="https://hmdb.ca/metabolites/HMDB0000925">https://hmdb.ca/metabolites/HMDB0000925</a> and <a href="https://biocyc.org/compound?orgid=HUMAN&amp;id=TRIMETHYLAMINE-N-O">https://biocyc.org/compound?orgid=HUMAN&amp;id=TRIMETHYLAMINE-N-O</a>

423	2719-08-6	220-318-5	Methyl N-acetylanthranilate	<chem>COC(=O)c1ccc(NC(C)=O)cc1</chem>		[8-9]
424	41270-80-8	255-287-7	Methyl N-formylanthranilate	<chem>COC(=O)c1ccc(NC=O)cc1</chem>		[8-9]
425	65505-24-0	2657987	Isobutyl N-methylanthranilate	<chem>CNc1ccccc1C(=O)OCC(C)C</chem>		[8-9]
426	119-68-6	204-343-9	2-(Methylamino)benzoic acid	<chem>CNc1ccccc1C(=O)O</chem>		<a href="https://hmdb.ca/metabolites/HMDB0032609">https://hmdb.ca/metabolites/HMDB0032609</a>
427	38837-70-6		glutamyl-valyl-glycine	<chem>CC(C)[C@H](NC(=O)CC[C@H](N)C(=O)O)C(=O)NCC(=O)O</chem>		[10-11]
428	5550-12-9		Guanosine 5'-monophosphate disodium salt	<chem>[Na+].[Na+].NC1NC(=O)c2ncn([C@@H]3O[C@H](COP(=O)([O-])[O-])[C@H]3O)[C@H]1O)[C@H]3O)c2N=1</chem>		[12]
430	59-02-9		alpha-tocopherol	<chem>CC(C)CCC[C@@H](C)CC[C@H](C)CCC[C@]1(C)CCc2c(C)c(O)c(C)c(C)c2O1</chem>		Atkinson, J., Manor, D., and Parker, R. "Vitamin E." <i>Encyclopedia of Biological Chemistry</i> , Elsevier,

						2013, pp. 545–550.
431	673-06-3	2116035	Phenylalanine	<chem>NC(Cc1ccccc1)C(O)=O</chem>		<a href="https://hmdb.ca/metabolites/HMDB0000159">https://hmdb.ca/metabolites/HMDB0000159</a>
432	138-08-9	2053122	phosphoenolpyruvic acid	<chem>OC(=O)C(=C)OP(O)(O)=O</chem>		<a href="https://hmdb.ca/metabolites/HMDB0000263">https://hmdb.ca/metabolites/HMDB0000263</a>
433	73-24-5		Adenine	<chem>Nc1nc[nH]c2ncnc12</chem>		<a href="https://hmdb.ca/metabolites/HMDB0000034">https://hmdb.ca/metabolites/HMDB0000034</a>

#### References:

1. Rasmussen, Martin Krøyer, Patrick Balaguer, Bo Ekstrand, Martine Daujat-Chavanieu, and Sabine Gerbal-Chaloin. "Skatole (3-Methylindole) Is a Partial Aryl Hydrocarbon Receptor Agonist and Induces CYP1A1/2 and CYP1B1 Expression in Primary Human Hepatocytes." *PLOS ONE* 11, no. 5 (2016): e0154629. <https://doi.org/10.1371/journal.pone.0154629>.
2. Gao, Jing, et al. Impact of the Gut Microbiota on Intestinal Immunity Mediated by Tryptophan Metabolism." *Frontiers in Cellular and Infection Microbiology*, [www.frontiersin.org](http://www.frontiersin.org), 1986
3. Ferreira, G. C., & Franco, R. (2005). Heme biosynthesis: Biochemistry, regulation, and relationship to disease. *Biochimica et Biophysica Acta (BBA) - Molecular Cell Research*.
4. Joint FAO/WHO Expert Committee on Food Additives. Evaluation of Certain Food Additives: Sixty-Third Report of the Joint FAO/WHO Expert Committee on Food Additives. WHO Technical Report Series, no. 928, World Health Organization, 2004.
5. Ogawa, T., et al. (2000). Anthranilic acid as an intermediate in tryptophan catabolism.
6. Rydon, H. N. Anthranilic Acid as an Intermediate in the Biosynthesis of Tryptophan by *Bact. Typhosum*. *Journal of Bacteriology*, Medical Research Council, Lister Institute, London, S.WHE. 1, Received for publication December 13, 1947.

7. Morris, Sidney M., Jr. Regulation of Enzymes of the Urea Cycle and Arginine Metabolism. *Annual Review of Nutrition*, vol. 22, no. 1, 2002, pp. 87–105, <https://doi.org/10.1146/annurev.nutr.22.110901.145442>.
8. Radulović, Niko S., et al. Distinct Urinary Metabolite Profiles of Two Pharmacologically Active N-Methylantranilates: Three Approaches to Xenobiotic Metabolite Identification. *Food and Chemical Toxicology*, vol. 109, no. 1, 2017, pp. 341–355.
9. Api, A. M., et al. "Fragrance Ingredient Safety Assessment, Methyl N-Acetylantranilate, CAS Registry Number 2719-08-6." *Food and Chemical Toxicology*, vol. 110, 2017, pp. S210–S221. <https://doi.org/10.1016/j.fct.2017.10.029>
10. Frayn, Keith N., and Rhys Evans. *Human Metabolism: A Regulatory Perspective*. 4th ed., Wiley-Blackwell, 2019.
11. Wang, Haoran, et al. "Kokumi  $\gamma$ -glutamyl peptides: Some insight into their evaluation and detection, biosynthetic pathways, contribution and changes in food processing." *Food Chemistry Advances*, vol. 1, Oct. 2022, article 100061, <https://doi.org/10.1016/j.focha.2022.100061>.
12. Broadus, Arthur E., et al. "Effects of Glucagon on Adenosine 3',5'-Monophosphate and Guanosine 3',5'-Monophosphate in Human Plasma and Urine." *Journal of Clinical Investigation*, vol. 49, no. 12, 1970, pp. 2237–2245, <https://doi.org/10.1172/JCI106442>.